

Energy Levels of Light Nuclei $A = 19$

D.R. Tilley ^{a,b}, H.R. Weller ^{a,c} and C.M. Cheves ^{a,c}, R.M. Chasteler ^{a,c}

^a *Triangle Universities Nuclear Laboratory, Durham, NC 27708-0308, USA*

^b *Department of Physics, North Carolina State University, Raleigh, NC 27695-8202, USA*

^c *Department of Physics, Duke University, Durham, NC 27708-0305, USA*

Abstract: An evaluation of $A = 18-19$ was published in *Nuclear Physics A595* (1995), p. 1. This version of $A = 19$ differs from the published version in that we have corrected some errors discovered after the article went to press. The introduction and introductory tables have been omitted from this manuscript. [Reference](#) key numbers are in the NNDC/TUNL format.

(References closed October 31, 1994)

This work is supported by the US Department of Energy, Office of High Energy and Nuclear Physics, under: Contract No. DEFG05-88-ER40441 (North Carolina State University); Contract No. DEFG05-91-ER40619 (Duke University).

Table of Contents for $A = 19$

Below is a list of links for items found within the PDF document. The introductory [Table 3](#) is available on this website via the link.

A. Nuclides: [\$^{19}\text{He}\$](#) , [\$^{19}\text{Li}\$](#) , [\$^{19}\text{Be}\$](#) , [\$^{19}\text{B}\$](#) , [\$^{19}\text{C}\$](#) , [\$^{19}\text{N}\$](#) , [\$^{19}\text{O}\$](#) , [\$^{19}\text{F}\$](#) , [\$^{19}\text{Ne}\$](#) , [\$^{19}\text{Na}\$](#) , [\$^{19}\text{Mg}\$](#)

B. General Tables:

[Table 19.1](#): General table for ^{19}O

[Table 19.8](#): General table for ^{19}F

[Table 19.26](#): General table for ^{19}Ne

C. Tables of Recommended Level Energies:

[Table 19.2](#): Energy levels of ^{19}O

[Table 19.9](#): Energy levels of ^{19}F

[Table 19.27](#): Energy levels of ^{19}Ne

D. [References](#)

E. Figures: [\$^{19}\text{O}\$](#) , [\$^{19}\text{F}\$](#) , [\$^{19}\text{Ne}\$](#) , [Isobar diagram](#)

F. Erratum to the Publication: [PS](#) or [PDF](#)

^{19}He , ^{19}Li , ^{19}Be
(Not observed)

See (1983ANZQ).

^{19}B
(Not illustrated)

^{19}B has been observed in the bombardment of Be by 12 MeV/A ^{56}Fe ions (1984MU27) and in the fragmentation of 44 MeV/A ^{40}Ar (1988GUZT) and 55 MeV/A ^{48}Ca (1991MU19). See also (1989DE52). The mass excess adopted by (1993AU05) is 59.360 ± 0.400 MeV.

Shell model predictions for low-lying levels are discussed in (1992WA22). See also (1989PO1K, 1990LO11).

^{19}C
(Fig. 4)

^{19}C has been observed in the 0.8 GeV proton bombardment of thorium (1986VI09, 1988WO09) and in the fragmentation of 66 MeV/A argon ions (1987GI05) and in 44 MeV/A ^{22}Ne on ^{181}Ta , and in 112 MeV/A ^{20}Ne on ^{12}C (1994RAZW, 1995OZ02). The mass excess adopted by (1993AU05) is 32.23 ± 0.11 MeV. See also (1986VI09, 1987GI05, 1988WO09, 1991OR01). ^{19}C is then stable with respect to decay into $^{18}\text{C} + n$ by 0.16 MeV and into $^{17}\text{C} + 2n$ by 4.35 MeV. The half-life was measured to be 30 ± 10 ms (1988DUZT) and 45.5 ± 4.0 ms (1994RAZW). The total reaction cross section for ^{19}C on Cu has been measured by (1989SA10). See also (1987DUZU) and the review of exotic light nuclei of (1989DE52).

Hartree-Fock calculations by (1987SA15) predicted ground state properties and spectra of ^{19}C and other exotic light nuclei. A shell model study is presented in (1992WA22). Microscopic predictions of β -decay half lives are discussed in (1990ST08). The relative yields of carbon isotopes produced in the fragmentation of ^{84}Kr are calculated in (1987SN01). See also the study by (1992LA13) of the influence of separation energy on the radius of neutron rich nuclei.

^{19}N
(Fig. 4)

^{19}N has been produced in a number of different multinucleon transfer reactions (1983AJ01, 1987AJ02), and these results lead to an adopted value (1993AU05) of 15.860 ± 0.016 MeV for the mass excess. ^{19}N is then stable with respect to decay into $^{18}\text{N} + n$ by 5.33 MeV. The half-life has been measured to be 0.32 ± 0.10 s (1986DU07), $0.21_{-0.1}^{+0.2}$ s (1988MU08), 0.235 ± 0.032 s

(1988SA04), 0.300 ± 0.080 s (1988DUZT), 0.329 ± 0.019 s (1991RE02). The neutron emission probability has been measured to be $P_n = 33_{-11}^{+34}$ % (1988MU08) and $P_n = 62.4 \pm 2.6$ % (1991RE02).

Excited states in ^{19}N observed in $^{18}\text{O}(^{18}\text{O}, ^{17}\text{F})^{19}\text{N}$ have been reported by (1989CA25) at $E_x = 1.11 \pm 0.02, 1.65 \pm 0.02, 2.54 \pm 0.03, 3.47 \pm 0.03,$ and 4.18 ± 0.02 MeV. See also (1987AJ02, 1988DUZT, 1995OZ02).

A discussion of self-consistent calculations for light neutron-rich nuclei is presented in (1990LO11). Extensive shell model calculations for observables in exotic light nuclei are discussed in (1993PO11). See also the shell model calculations and discussions in (1992WA22).

^{19}O

(Figs. 1 and 4)

GENERAL: See Table 19.1.

1. $^{19}\text{O}(\beta^-)^{19}\text{F}$ $Q_m = 4.819$

The weighted mean of several half-lives is 26.96 ± 0.07 s: see (1972AJ02, 1987AJ02). The decay is complex: see reaction 34 of ^{19}F and Tables 19.23 and 19.24.

2. $^9\text{Be}(^{18}\text{O}, ^8\text{Be})^{19}\text{O}$ $Q_m = 2.293$

See (1983AJ01).

3. $^{13}\text{C}(^7\text{Li}, \text{p})^{19}\text{O}$ $Q_m = 7.412$

States of ^{19}O reported in this reaction are displayed in Table 19.4.

4. $^{17}\text{O}(\text{t}, \text{p})^{19}\text{O}$ $Q_m = 3.520$

Proton groups corresponding to ^{19}O states with $E_x \leq 5.6$ MeV and E_γ measurements are displayed in Table 19.5.

5. (a) $^{18}\text{O}(\text{n}, \gamma)^{19}\text{O}$ $Q_m = 3.957$

(b) $^{18}\text{O}(\text{n}, \text{n}')^{18}\text{O}$ $E_b = 3.957$

Table 19.1: ^{19}O – General

Reference	Description
Nuclear Models	
1987CH1J	Nucl. struc. calcs. using mixed-config. shell model: effective & surface δ -interactions
1988BR11	Semi-empirical effective interactions for the 1s-0d shell
1988ET01	Analysis of magnetic dipole transitions between sd-shell states of some $A = 17\text{--}39$ nucl.
1988WA17	Shell model predictions of energy spectra and wave functions for $^{19}\text{N}(\beta^-)^{19}\text{O}$
1989CA25	Multinucleon transfer rxns. at 117 MeV & shell model calc. of $^{17,19}\text{N}$, $^{19,21}\text{O}$ levels
1990SK04	$A = 18$ nuclei, effective interaction in the sd shell (also calc. $A = 19$ energy spectra)
1991MA41	Finite nuclei calculations with realistic potential models
1992JI04	Bonn potential used to evaluate energy spectra of some light sd-shell nuclei
1992ZH15	Theoretical calculation of neutron induced data of ^{19}F and uncertainties of parameters
1993PO11	Shell-model calcs. of several properties of exotic light nuclei
Special States	
1987CH1J	Nucl. struc. calcs. using mixed-config. shell model: effective & surface δ -interactions
1987LI1F	Double- δ & surface- δ interactions and spectra of oxygen isotopes in the sd shell
1988WA17	Shell model predictions of energy spectra and wave functions for $^{19}\text{N}(\beta^-)^{19}\text{O}$
1989CA25	Multinucleon transfer rxns. at 117 MeV & shell model calcs. of $^{17,19}\text{N}$, $^{19,21}\text{O}$ levels
1989SA1H	Second class currents & neutrino mass in mirror transitions ($A = 19$)
1990SK04	$A = 18$ nuclei, effective interaction in the sd shell (also calc. $A = 19$ energy spectra)
1993NA08	Charge-symmetry-breaking nucleon-nucleon interaction in the 1s0d-shell nuclei
Complex Reactions	
Review:	
1988JO1B	Heavy ion radioactivity
Other Articles:	
1987BU07	Projectile-like fragments from $^{20}\text{Ne} + ^{197}\text{Au}$ – counting simultaneously emitted neutrons

Table 19.1: ^{19}O – General – cont.

Reference	Description
Complex Reactions – cont.	
1987MI27	Measurement of total reaction cross sections of exotic neutron-rich nuclei
1989BA92	Evaluation of hypernucleus production cross-sections in relativistic heavy-ion collisions
1989CA25	Multinucleon transfer rxns. at 117 MeV & shell model calc. of $^{17,19}\text{N}$, $^{19,21}\text{O}$ levels
1989SA10	Total cross sections of reactions induced by neutron-rich light nuclei

The thermal capture cross section is 0.16 ± 0.01 mb (1981MUZQ). The scattering length $b = 5.84 \pm 0.07$ fm, $\sigma_{\text{free}} = 3.86 \pm 0.10$ b (1979KO26). The total cross section has been measured for $E_n = 0.14$ to 2.47 MeV [see (1978AJ03)] and at $E_n = 5$ to 7.5 MeV [G. Auchampaugh, quoted in (1986KO10)]. A multi-level R-matrix analysis of these and additional $\sigma(\theta)$ data leads to the states shown in Table 19.6 and to some additional structures. The five $\frac{7}{2}^-$ states [$^{19}\text{O}^*(6.27, 9.64, 9.84, 10.21, 10.66)$] (see, however, footnote (a) to Table 19.6) contain about 20–30% of the allowed $f_{7/2}$ single-particle strength. See also the compilation of neutron cross sections in (1988MCZT). Isobaric analog assignments are presented (1986KO10). See also (1982RA1A) and see the astrophysical discussion in (1988AP1A, 1988MA1U).

$$6. \text{}^{18}\text{O}(n, \alpha)^{15}\text{C} \qquad Q_m = -5.009 \qquad E_b = 3.957$$

The total cross sections for the α_0 and α_1 groups have been measured for $E_n = 7.5$ to 8.6 MeV: resonance structure is reported at $E_n = 7.70 \pm 0.05$ and 8.05 ± 0.05 MeV with $\Gamma_{\text{lab}} = 0.25$ and 0.35 MeV, respectively [$^{19}\text{O}^*(11.25, 11.58)$]: see (1978AJ03).

$$7. \text{}^{18}\text{O}(d, p)^{19}\text{O} \qquad Q_m = 1.733$$

Angular distributions have been measured at $E_d = 0.8$ to 15 MeV: see (1978AJ03, 1983AJ01). The l_n values and spectroscopic factors derived from these measurements are displayed in Table 19.5. Branching ratios are shown in Table 19.3. $^{19}\text{O}^*(0.096)$ has $g = -0.48 \pm 0.06$; its configuration appears to be mainly $d_{5/2}^3$, and $B(M1) = 0.040 \pm 0.015 \mu_N^2$. The ΔE value for the $1.47 \rightarrow 0.096$ transition is 1375.3 ± 0.5 keV. Assuming $E_f = 96.0 \pm 0.5$ keV (Table 19.2), $E_i = 1471.4 \pm 0.7$ keV. Angular correlations are consistent with $J^\pi = \frac{5}{2}^+$ for the ground state and

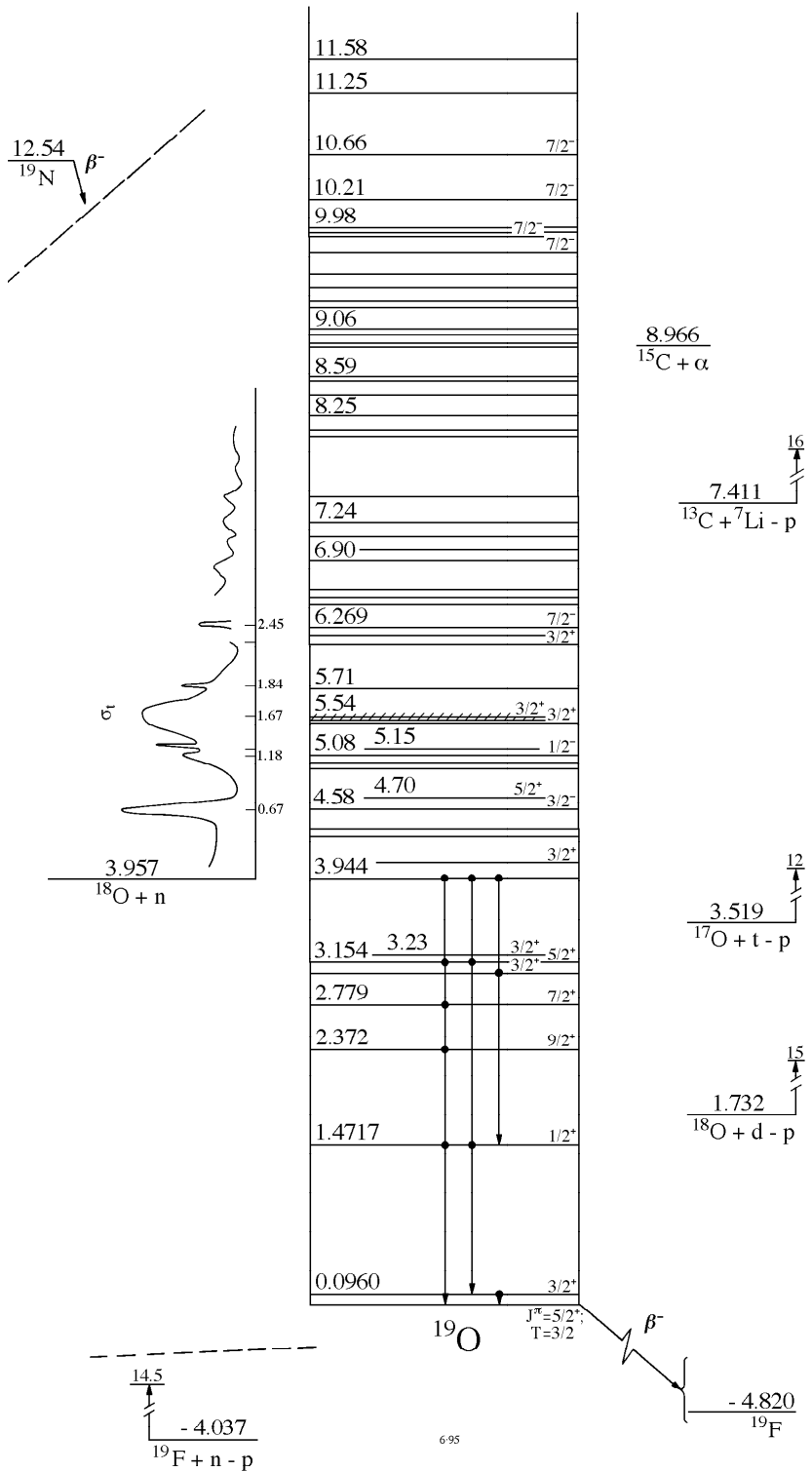


Fig. 1: Energy levels of ^{19}O . For notation see Fig. 2.

Table 19.2: Energy Levels of ^{19}O ^a

E_x (MeV \pm keV)	$J^\pi; T$	τ or $\Gamma_{\text{c.m.}}$ ^b	Decay	Reactions
0	$\frac{5}{2}^+; \frac{3}{2}$	$[\tau_{1/2} = 26.91 \pm 0.08 \text{ s}]$	β^-	1, 2, 3, 4, 5, 7, 8, 9, 10
0.0960 ± 0.5	$\frac{3}{2}^+$	$\tau_m = 2.00 \pm 0.07 \text{ ns}$ $[g = -0.48 \pm 0.06]$	γ	3, 4, 7, 8, 9, 10
1.4717 ± 0.4	$\frac{1}{2}^+$	$\tau_m = 1.27 \pm 0.17 \text{ ps}$	γ	3, 4, 7, 8
2.3715 ± 1.0	$\frac{9}{2}^+$	$\tau_m > 3.5 \text{ ps}$	γ	3, 4, 7
2.7790 ± 0.9	$\frac{7}{2}^+$	$\tau_m = 93 \pm 19 \text{ fs}$	γ	3, 4, 7, 8
3.0674 ± 1.6	$(\frac{3}{2}^+)^d$	$\tau_m \geq 1 \text{ ps}$	γ	3, 4, 7, 8
3.1535 ± 1.7	$\frac{5}{2}^+$	$(\tau_m \geq 1 \text{ ps})$	γ	3, 4, 7, 8
3.2316 ± 2.3	$(\frac{1}{2}, \frac{3}{2}^-)^d$			3, 4, 7, 8
3.9449 ± 1.4 ^c	$\frac{3}{2}^-$		γ	3, 4, 7
4.1093 ± 1.9	$\frac{3}{2}^+$	$\Gamma < 15 \text{ keV}$		3, 4, 7
4.3281 ± 2.4	$\frac{3}{2}, \frac{5}{2}$	$\Gamma < 15 \text{ keV}$		3, 4, 7
4.4025 ± 2.7	$\frac{3}{2} \rightarrow \frac{7}{2}$	$\Gamma < 15 \text{ keV}$		3, 4, 7
4.5820 ± 4.6	$\frac{3}{2}^-$	$\Gamma = 52 \pm 3 \text{ keV}$	n	3, 4, 5, 7
4.7026 ± 2.7	$\frac{5}{2}^+$	$\Gamma < 15 \text{ keV}$		3, 4, 7, 8
4.9683 ± 5.5	$\frac{5}{2}, \frac{7}{2}$			3
5.0070 ± 4.5	$\frac{3}{2}, \frac{5}{2}$	$\Gamma < 15 \text{ keV}$		3, 4, 7
5.0820 ± 5.4	$\frac{1}{2}^-$	$\Gamma = 49 \pm 5 \text{ keV}$	n	3, 5
5.1484 ± 3.2	$\geq \frac{5}{2}^+$	$\Gamma = 3.4 \pm 1.0 \text{ keV}$	n	3, 4, 5, 7
5.3840 ± 2.8	$(\frac{9}{2} \rightarrow \frac{13}{2})$			3
5.5035 ± 3.1 ^c		$\Gamma < 15 \text{ keV}$		3, 4, 7
5.54	$\frac{3}{2}^+$	$\Gamma \approx 490 \text{ keV}$	n	5
5.7046 ± 4.3 ^c	$\frac{7}{2}^-$	$\Gamma = 7.8 \pm 1.4 \text{ keV}$	n	3, 4, 5, 7, 8
6.1196 ± 3.2 ^c	$\frac{3}{2}^+$	$\Gamma \approx 110 \text{ keV}$	n	3, 5
6.1916 ± 5.5				3
6.2693 ± 2.6	$\frac{7}{2}^-$	$\Gamma = 19.2 \pm 2.4 \text{ keV}$	n	3, 4, 5, 7, 8
6.4058 ± 3.1 ^c				3
6.4662 ± 4.8	$(\frac{7}{2} \rightarrow \frac{11}{2})$		(n)	3, 5, 7
6.583 ± 6 ^c				3, 7
6.903 ± 8				3, 7
6.988 ± 9				3, 7

Table 19.2: Energy Levels of ^{19}O ^a (continued)

E_x (MeV \pm keV)	$J^\pi; T$	τ or $\Gamma_{\text{c.m.}}$ ^b	Decay	Reactions
7.118 \pm 10				3, 7
7.242 \pm 8				3, 7
7.508 \pm 10				3
8.048 \pm 20				3
8.132 \pm 20				3
8.247 \pm 20				3
8.450 \pm 20				3
8.561 \pm 20				3
8.591 \pm 20				3
8.916 \pm 20				3
8.923 \pm 20				3
9.022 \pm 20				3
9.064 \pm 20				3
9.253 \pm 20				3
9.324 \pm 20				3
9.43				3
9.56				3
9.6	$\frac{7}{2}^-$		n	3, 5
9.9	$\frac{7}{2}^-$		n	3, 5
9.93				3
9.98				3
10.21	$\frac{7}{2}^-$		n	5
10.66	$\frac{7}{2}^-$		n	5
11.25 \pm 50		$\Gamma = 240$ keV	n, α	6
11.58 \pm 50		$\Gamma = 330$ keV	n, α	6

^a See also Tables 19.3 and 19.7.

^b See also reaction 1 and Table 19.2 in (1978AJ03).

^c See footnotes to Table 19.4.

^d (1987AJ02) gave $J^\pi = \frac{3}{2}^+$ for these levels. Assignments have been revised based on arguments presented in (1988WA17).

Table 19.3: Radiative decays in ^{19}O ^a

E_i (MeV)	J_i^π	E_f (MeV)	Branch (%) ^a	δ
0.096	$\frac{3}{2}^+$	0	100	
1.47	$\frac{1}{2}^+$	0	2.0 ± 0.2	
		0.096	98.0 ± 0.2	
2.37	$\frac{9}{2}^+$	0	100	0.002 ± 0.05
2.78	$\frac{7}{2}^+$	0	100	0.8 ± 0.5
3.07	$\frac{3}{2}^+$	1.47	100	
3.16	$\frac{5}{2}^+$	0	8 ± 4	
		0.096	92 ± 4	$0.03 < \delta < 2.3$
3.94	$\frac{3}{2}^-$	0	33 ± 8	
		0.096	39 ± 8	
		1.47	28 ± 4	

^a For other values and for references see Table 19.5 in (1978AJ03).

unambiguously fix $J^\pi = \frac{3}{2}^+$ and $\frac{1}{2}^+$, respectively, for $^{19}\text{O}^*(0.096, 1.47)$: see (1978AJ03) for references. See also (1986SE1B).

8. $^{18}\text{O}(\alpha, ^3\text{He})^{19}\text{O}$ $Q_m = -16.620$

Differential cross sections were measured at $E_\alpha = 65$ MeV and analyzed with DWBA calculations (1992YA08). See Table 19.7.

9. $^{19}\text{N}(\beta^-)^{19}\text{O}$ $Q_m = 12.528$

Many measurements of the half-life have been reported (see ^{19}N) and a value of 0.304 ± 0.016 s has been adopted. A neutron emission probability of $33_{-11}^{+34}\%$ (1988MU08) and $62.4 \pm 2.6\%$ (1991RE02) has been measured. Shell model predictions for the $^{19}\text{N}(\beta^-)^{19}\text{O}$ decay are discussed in (1988WA17), and a β^- delayed γ decay scheme for ^{19}O based on measurements of (1986DU07) ($E_\gamma = 96.0 \pm 1.0, 709.2 \pm 0.8, \text{ and } 3137.8 \pm 1.0$ keV with relative intensities of $100 \pm 10, 63 \pm 21, \text{ and } 76 \pm 21$) is proposed. Arguments for $J^\pi = (\frac{3}{2}^+)$ and $(\frac{1}{2}, \frac{3}{2}^-)$ for the 3067 and 3232 keV levels are given. Evidence on the formation and decay of the 3945 keV complex of levels is reviewed. These calculations predict a ^{19}N half life of 0.54 s and a neutron emission probability $P_n = 0.87$. They also predict $J^\pi = \frac{1}{2}^-$ for the ^{19}N ground state and branching ratios for decay to ^{19}O levels.

Table 19.4: States in ^{19}O from $^{13}\text{C}(^7\text{Li}, \text{p})$ ^a

E_x (MeV \pm keV)	J^b	E_x (MeV \pm keV)	J^b
0	$\frac{5}{2}$	6.4662 ± 4.8 ⁱ	
0.0944 ± 1.1	$\frac{3}{2}$	6.5827 ± 6.0 ^j	
1.4716 ± 1.8	$\frac{1}{2}$	6.903 ± 8	
2.3711 ± 1.9	$\frac{9}{2}$	6.988 ± 9	
2.7776 ± 1.9	$\frac{7}{2}$	7.118 ± 10	
3.0674 ± 1.6	$\frac{3}{2}$	7.242 ± 8	
3.1536 ± 2.8	$\frac{5}{2}$	7.508 ± 10	
3.2316 ± 2.3	$\frac{3}{2}$	8.048 ± 20	
3.9449 ± 1.4 ^c		8.132 ± 20	
4.1093 ± 1.9	$\frac{3}{2}$	8.247 ± 20	
4.3281 ± 2.4	$\frac{3}{2}, \frac{5}{2}$	8.450 ± 20	
4.4025 ± 2.7	$\frac{3}{2}, \frac{5}{2}, \frac{7}{2}$	8.561 ± 20	
4.5820 ± 4.6	$\frac{3}{2}$	8.591 ± 20	
4.7026 ± 2.7 ^d		8.916 ± 20	
4.9683 ± 5.5	$\frac{5}{2}, \frac{7}{2}$	8.923 ± 20	
5.0070 ± 4.5	$\frac{3}{2}, \frac{5}{2}$	9.022 ± 20	
5.0820 ± 5.4	$\frac{1}{2}$	9.064 ± 20	
5.1484 ± 3.2	$\frac{5}{2}$	9.253 ± 20	
5.3840 ± 2.8	$\frac{9}{2}, \frac{11}{2}, \frac{13}{2}$ ^e	9.324 ± 20	
5.5035 ± 3.1 ^f		9.43	
5.7046 ± 4.3 ^g		9.56	
6.1196 ± 3.2 ^h		9.77	
6.1916 ± 5.5	$\frac{1}{2}$	9.88	
6.2693 ± 2.6	$\frac{7}{2}$	9.93	
6.4058 ± 3.1 ^h		9.98	

^a (1977FO10); $E(^7\text{Li}) = 16.0$ MeV. Angular distributions have been reported to all states with $E_x < 6.8$ MeV. See also (1978AJ03).

^b Derived from total cross section and $2J + 1$ analysis.

^c Corresponds to unresolved states. Assuming one of these to be a $\frac{3}{2}^-$ state (see Table 19.5), the other should have $J = \frac{7}{2} \rightarrow \frac{13}{2}$.

^d May correspond to unresolved states.

^e If this group corresponds to a single state, the analysis indicates $J^\pi = \frac{9}{2}^-, \frac{11}{2}^-$ or $\frac{13}{2}^+$ (1977FO10).

^f Narrow unresolved states: see discussion in (1977FO10).

^g Cross section is too large for the known state at this energy with $J^\pi = \frac{3}{2}^+$. If this group corresponds to a doublet, the other member should have $J = \frac{1}{2} \rightarrow \frac{5}{2}$.

^h Sharp group; if due to a single state $J = \frac{11}{2} \rightarrow \frac{17}{2}$.

ⁱ $J = (\frac{7}{2}, \frac{9}{2}, \frac{11}{2})$.

^j The total cross section to this state is very high implying unresolved states: if there are two states one must have $J > \frac{13}{2}$.

Table 19.5: Levels of ^{19}O from $^{17}\text{O}(\text{t}, \text{p})$ and $^{18}\text{O}(\text{d}, \text{p})$ ^a

E_x (MeV \pm keV)	$\Gamma_{\text{c.m.}}$ (keV)	l_n ^b	l_{2n} ^c	S ^d	J^π
0		2	0	0.57	$\frac{5}{2}^+$
0.0960 \pm 0.5		2	2		$\frac{3}{2}^+$
1.4719 \pm 0.5		0	2	1.00	$\frac{1}{2}^+$
2.3715 \pm 1.0		2	(2 + 4)		$\frac{9}{2}^+$
2.7790 \pm 0.9		(2)	2		$\frac{7}{2}^+$
3.0671 \pm 2.6			(2 + 4)		$\frac{3}{2}^+$
3.1535 \pm 2.4		2	(0 + 2)	(0.06)	$\frac{5}{2}^+$
3.237 \pm 5					$\frac{3}{2}^+$
3.944 \pm 3		1		0.11	$\frac{3}{2}^-$
4.118 \pm 5	< 15	2	(2)	0.33	$\frac{3}{2}^+$
4.333 \pm 12	< 15				
4.402 \pm 12	< 15				
4.584 \pm 12	75 \pm 5	1		0.15	$\frac{3}{2}^-$
4.707 \pm 12	< 15	2		0.02	$\frac{5}{2}^+$
4.998 \pm 12	< 15				
5.150 \pm 10	< 15	2		0.08	$\frac{5}{2}^+$
5.455 \pm 10	320 \pm 25	2	(2 + 4)	0.85	$\frac{3}{2}^+$
5.502 \pm 12	< 15				
5.714 \pm 12	< 15	2		0.17	$(\frac{3}{2}^+)$
6.280 \pm 12	< 15	3		0.13	$\frac{7}{2}^-$
6.480 \pm 15					
6.560 \pm 15					
6.899 \pm 15					
6.997 \pm 15					
7.117 \pm 15					
7.248 \pm 15					

^a For references see Table 19.3 in (1978AJ03). However, see note in Table 19.4 of (1987AJ02) concerning errors in that table and subsequent corrections.

^b $^{18}\text{O}(\text{d}, \text{p})^{19}\text{O}$.

^c $^{17}\text{O}(\text{t}, \text{p})^{19}\text{O}$.

^d $E_d = 14.8$ MeV: polarization and differential cross section measurements. The spectroscopic factors for the states with $E_x > 4.1$ MeV have been calculated in the weakly bound approximation: see (1978AJ03).

Table 19.6: Resonances in $^{18}\text{O}(n, n)^{18}\text{O}$ ^a

E_{res} (MeV \pm keV)	$\Gamma_{\text{c.m.}}$ (keV)	$^{19}\text{O}^*$ (MeV)	J^π
0.67	52 ± 3 ^b	4.59	$\frac{3}{2}^-$
1.18	49 ± 5 ^b	5.07	$\frac{1}{2}^-$
1.256 ± 10 ^b	3.4 ± 1.0 ^b	5.146	$\geq \frac{5}{2}^+$
1.42 ^c		5.30	$\frac{3}{2}^-$
1.67	490	5.54	$\frac{3}{2}^+$
1.840 ± 10 ^b	7.8 ± 1.4 ^b	5.699	$\frac{7}{2}^-, \frac{5}{2}$
2.22	110	6.06	$\frac{3}{2}^+$
2.45	19.2 ± 2.4 ^b	6.28	$\frac{7}{2}^-$
6.00		9.64	$\frac{7}{2}^-$
6.21		9.84	$\frac{7}{2}^-$
6.60		10.21	$\frac{7}{2}^-$
7.08 ^d		10.66	$\frac{7}{2}^-$

^a These data are from a multi-level R-matrix re-analysis by (1986KO10) of the work displayed in Table 19.4 of (1978AJ03), together with unpublished σ_t data by G.F. Auchampaugh, and $\sigma(\theta)$ for n_0 and n_1 for $5.0 < E_n < 7.5$ MeV. Uncertainties in E_x and Γ cannot be estimated. See also (1986KO10) for other states and see footnote ^a in Table 19.5 of (1987AJ02).

^b See Table 19.4 of (1978AJ03).

^c See discussion in (1986KO10).

^d May be a doublet, but at least one of the states has $J^\pi = \frac{7}{2}^-$ (1986KO10).

$$10. \ ^{19}\text{F}(\pi^-, \gamma)^{19}\text{O} \quad Q_m = 134.749$$

Transitions to $^{19}\text{O}^*(0[\text{u}], 4.9, 6.3)$ have been observed in the radiative capture of stopped negative pions (1983MA16).

$$11. \ ^{19}\text{F}(n, p)^{19}\text{O} \quad Q_m = -4.037$$

See (1986HEZW; $E_n = 200$ MeV).

$$12. \ ^{19}\text{F}(t, \ ^3\text{He})^{19}\text{O} \quad Q_m = -4.800$$

Table 19.7: Levels of ^{19}O from $^{18}\text{O}(\alpha, ^3\text{He})^{19}\text{O}$ ^a

E_x (MeV)	l	$J\pi$ ^b	σ_{Int} ^c (mb)
0	2	$\frac{5}{2}^+$	2.60
0.1	2	$\frac{3}{2}^+$	0.19
1.47	0	$\frac{1}{2}^+$	0.08
3.07	2	$\frac{3}{2}^+$	0.03
3.15	2	$\frac{5}{2}^+$	0.06
3.24	2	$\frac{3}{2}^+$	0.05
4.70	2	$\frac{5}{2}^+$	0.09
5.33 ^d	2	$\frac{3}{2}^+$	0.18
5.70	3	$\frac{7}{2}^-$ ^e	0.14
6.27	3	$\frac{7}{2}^-$	0.31

^a (1992YA08) $E_\alpha = 65$ MeV; DWBA analysis.

^b Cited from (1987AJ02).

^c Integrated cross section.

^d See discussion of this level in (1992YA08) and (1974SE01). See also Table 19.6 here.

^e Proposed in (1992YA08).

Differential cross sections for the ^{19}O ground state and $E_x = 0.1$ MeV state were measured at $E_t = 33$ MeV (1991PI09). A DWBA analysis was carried out.

^{19}F
(Figs. 2 and 4)

GENERAL: See Table 19.8.

$$\begin{aligned} \langle r^2 \rangle^{1/2} &= 2.885 \pm 0.015 \text{ fm [see (1978AJ03)]} \\ \mu_{\text{g.s.}} &= +2.628866 (8) \text{ nm (1978LEZA)} \\ \mu_{0.197} &= +3.607 (8) \text{ nm (1978LEZA)} \\ Q_{0.197} &= -0.12 \pm 0.02 \text{ b (1978LEZA)} \end{aligned}$$

1. $^{10}\text{B}(^9\text{Be}, \text{X})$

Table 19.8: ^{19}F – General

Reference	Description
Shell Model	
Reviews:	
1988BR1P	Status of the nuclear shell model
1988EL1B	Review of early attempts to describe the spectrum of ^{19}F using the shell model
Other articles:	
1987BR30	Empirically optimum M1 operator for sd-shell nuclei
1987LE15	A shell-model study of nuclear form factors for multi-nucleon transfer reactions
1987RA36	Strong-absorption model analysis of elastic and inelastic ^3He scattering
1988BR11	Semi-empirical effective interactions for the 1s-0d shell
1989OR02	Empirical isospin nonconserving Hamiltonians for shell-model calculations
1990GU10	Charge densities of sp- and sd-shell nuclei and occupation numbers of 2s states
1990HA07	Neutrino nucleosynthesis in supernovae: shell model predictions
1990SK04	$A = 18$ nuclei, effective interaction in the sd shell (also calc. $A = 19$ energy spectra)
1991MA41	Finite nuclei calculations with realistic potential models
1992FR01	Nuclear charge radii systematics in the sd shell from muonic atom measurements
1992GU16	Root-mean square radii of sd-shell nuclei
1992JI04	Bonn potential used to evaluate energy spectra of some sd-shell nuclei
1992WA22	Effective interactions for the 0p1s0d nuclear shell-model space
1993PO11	Shell-model calcs. of binding energies and magnetic moments of light nuclei
1993VO01	Spin-Isospin SU(4) symmetry in sd- and fp-shell nuclei
1994VE04	Exp. meas. & calc. of spectroscopic factors from one-proton stripping rxns on sd-shell nucl.
Cluster Models	
1988UT02	Quasi-free stripping rxns. – extended Serber model & cluster momentum distributions
1990OS03	Cluster-stripping reactions in heavy-ion collisions (including $^{16}\text{O}(^7\text{Li}, \alpha)^{19}\text{F}$)
1991LE07	Algebraic approach to α -cluster states in ^{19}F : predicted energy spectrum ($\text{SU}(3) \times \text{U}(2)$)
1991LE08	Alg. approach to α -cluster states in ^{19}F : calc. EM & other properties comp. to exp. data
1991OS04	Diff. cross-section of cluster transfer heavy-ion reactions in the whole angle region
1992SA27	$(t + ^{16}\text{O}) + (\alpha + ^{15}\text{N})$ cluster model study of electron scattering on ^{19}F : calc. form factors
1993AB02	α - ^{16}O and α - ^{15}N optical potentials in the range between 0 and 150 MeV

Table 19.8: ^{19}F – General – cont.

Reference	Description
Special States	
Reviews:	
1988BR1P	Status of the nuclear shell model
1988GA1O	Nucleon-alpha reactions in nuclei
1988HE1C	Symmetries and nuclei
Other articles:	
1986ADZT	Parity and time-reversal violation in nuclei and atoms
1988TA12	Coupled channel representation of phase anomaly observed in scattering of $^{19}\text{F} + ^{12}\text{C}$
1989HA22	Nucleon and nuclear anapole moments
1989OR02	Empirical isospin nonconserving Hamiltonians for shell-model calculations
1990KA1F	Theoretical aspects of nuclear parity violation
1990SK04	$A = 18$ nuclei, effective interaction in the sd shell (also calc. $A = 19$ energy spectra)
1991LE07	Algebraic approach to α -cluster states in ^{19}F : predicted energy spectrum ($\text{SU}(3) \times \text{U}(2)$)
1992RA1N	Mechanism of (n, γ) reaction at low neutron energies
1993ZH17	Isospin selection rules and widths of highly-excited states of light nuclei
Electromagnetic	
Reviews:	
1988AR1I	Relativistic and quark effects in nuclear magnetic moments
1988HE1E	Report on charge symmetry, charge independence, parity and time reversal invariance
1992GO1Q	M4 excitations of p-shell nuclei
1993EN03	Strengths of gamma-ray transitions in $A = 5-44$ Nuclei
Other articles:	
1987BR3O	Empirically optimum M1 operator for sd-shell nuclei
1990PI1G	Coherent EM excitation & disintegration of relativistic nuclei passing through crystals
1991LE08	Algebraic approach to α -cluster states in ^{19}F : calc. EM, etc. comp. to exp. data
Astrophysics	
Review:	
1988AP1A	Neutrino diffusion, primordial nucleosynthesis and the r-process
1989BA2P	Neutrino astrophysics
1990AR1O	Nuclear reactions in astrophysics

Table 19.8: ^{19}F – General – cont.

Reference	Description
Astrophysics – cont.	
1990TH1E	Summary of topics presented at Workshop on Primordial Nucleosynthesis
1993HA48	Core-collapse supernovae & other topics that combine nuclear, particle and astrophysics
Other articles:	
1987DW1A	Cosmic-ray elemental abundances from 1 to 10 GeV per amu for boron through nickel
1988CA26	Analytic expressions for thermonuclear reaction rates involving $Z \leq 14$ nuclei
1988HA1T	Neutrino preheating in supernovae, and the origin of fluorine (A)
1988WO1C	Supernova neutrinos, neutral currents and the origin of fluorine
1989JI1A	Nucleosynthesis inside thick accretion disks around massive black holes
1990HA07	Neutrino nucleosynthesis in supernovae: shell model predictions
1990MA1Z	Nuclear reaction uncertainties in standard & non-standard cosmologies
1990SI1D	Spallation processes and nuclear interaction products of cosmic rays
1990WE1I	Cosmic-ray source charge & isotopic abundances studied using fragmentation X-sects.
1991RY1A	Detecting solar boron neutrinos with Cerenkov and scintillation detectors
1992GA03	Direct processes in ${}^7\text{Li} + {}^{12}\text{C}$ & ${}^7\text{Li} + {}^{197}\text{Au}$ breakup rxns., extract astrophys. X-sects.
Applications	
1987BH05	Time differential perturbed angular distribution studies on ^{19}F implanted into diamond
1987FR1F	Explanation of unexpected efg's in ^{19}F -time differential perturbed angular distrib. meas.
1987KN01	Attenuations & atomic spin precessions of γ -angular correls. for Coulomb-excited ^{19}F
1988AL1K	Analysis of "Desert Rose" (geological sample) using RBS and PIXE techniques (A)
1988KO18	Experimental study on p-wave neutron strength functions for light nuclei
1988UM1A	Quantitative H analysis; simultaneous detection of α 's and recoil H's in ${}^1\text{H}({}^{19}\text{F}, \alpha\gamma){}^{16}\text{O}$
1989TA1N	Depth profiles of implanted ^{18}F , ^{79}Br & ^{132}Xe in Si in the energy range 85–600 keV
1990ZI04	Study of fluorine in tin oxide films
1990ZS01	Fluorine profiling after application of various anti-caries dental gels
1991MC02	X-ray production in fluorine by highly charged boron, carbon, and oxygen ions
1991PI12	Enhancement of role of low multipole transitions in Coulomb excit. of nucl. in crystals
1992MO31	^{19}F & ^{31}P magic-angle spinning NMR of Sb(III)-doped fluorapatite phosphors
1992ZS01	Test of new standard for F determination using p-induced γ -ray emission spectrometry
1994TA1B	An investigation of range distribution parameters of implanted ^{19}F ions in Tantalum

Table 19.8: ^{19}F – General – cont.

Reference	Description
Complex Reactions	
Review:	
1989NI1D	High energy gamma-ray production in nuclear reactions
Other articles:	
1986MA13	Experimental search for nonfusion yield in heavy residues emitted from $^{11}\text{B} + ^{12}\text{C}$
1987BE58	Target fragmentation at ultrarelativistic energies
1987BU07	Projectile-like fragments from $^{20}\text{Ne} + ^{197}\text{Au}$ – counting simultaneously emitted neutrons
1987HE1H	Search for anomalously heavy isotopes of low Z nuclei
1987LY04	Fragmentation and the emission of particle stable and unstable complex nuclei
1987PA1D	Recoil accelerator mass spectrometry of nuclear reaction products
1987SH23	Dissipative phenomena & α -particle emission in reactions induced by $^{16}\text{O} + ^{27}\text{Al}$
1987YI1A	Deep inelastic collision induced by 93 MeV ^{14}N on $^{\text{nat}}\text{Ca}$
1988CA27	Experimental indications of selective excitations in dissipative heavy ion collisions
1988DI08	Molecular orbital theory of 2-cluster transfer process in heavy-ion scattering & rxns.
1988SH03	$^{28}\text{Si} + ^{14}\text{N}$ orbiting interaction
1989BA92	Evaluation of hypernucleus production cross-sections in relativistic heavy-ion collisions
1989BA93	Production of hypernuclei in relativistic ion beams
1989BR35	Fragmentation cross sections of ^{28}Si at 14.5 GeV/nucleon for $Z_f = 6-13$
1989CA15	Fusion and binary reactions in the collision of ^{32}S on ^{26}Mg at $E(\text{lab}) = 163.5$ MeV
1989GR13	Compound nucleus emission of intermediate mass fragments in $^6\text{Li} + \text{Ag}$ at 156 MeV
1989GU1C	Peripheral collisions in Ar-induced rxns: energy dissip. study meas. via n multiplicities
1989HA08	Complex-fragment emission in 12.6 MeV/nucleon $^{63}\text{Cu} + ^{12}\text{C}$ & $^{63}\text{Cu} + ^{27}\text{Al}$ rxns.
1989MA45	Target excitation & angular momentum transfer in $^{28}\text{Si} + ^{181}\text{Ta}$ at $E/A = 11.9$ MeV
1989PA06	Complete & incomplete fusion of 6 MeV/nucleon light heavy ions (incl. ^{19}F) on ^{51}V
1989SA10	Total cross sections of reactions induced by neutron-rich light nuclei
1989YO02	Quasi-elastic & deep inelastic transfer in $^{16}\text{O} + ^{197}\text{Au}$ for $E < 10$ MeV/u
1989YO09	Energy damping feature in light heavy-ion reactions
1989ZHZY	Mass measurement of $Z = 7-19$ neutron-rich nuclei using the TOFI spectrometer (A)
1990AL40	The activation method in experiments searching for neutron nuclei
1990BO04	3 paths for intermediate-mass fragment formation from 640-MeV $^{86}\text{Kr} + ^{63}\text{Cu}$
1990DE14	Reaction mechanisms and their interaction time from $^{19}\text{F} + ^{63}\text{Cu}$ at 100–108 MeV
1990LE08	Statistical equilibrium in the $^{40}\text{Ar} + ^{12}\text{C}$ system at $E/A = 8$ MeV
1990YE02	Intermediate mass fragment emission in the 161-MeV p + Ag reaction
1994PI10	In flight electromagnetic excitation of low-lying levels at energies up to a few GeV/A

Table 19.8: ^{19}F – General – cont.

Reference	Description
Muons and Neutrinos	
1990CH13	Muon capture rates in nuclei calculated & compared to experimental values
1990HA07	Neutrino nucleosynthesis in supernovae: shell model predictions
1991RY1A	Detection of solar neutrinos using Cerenkov and scintillation detectors
1992DO11	Inelastic neutrino scattering by atomic electrons
1993GO09	Measurement of hyperfine transition rates in muonic ^{19}F , ^{23}Na , ^{31}P and $^{\text{nat}}\text{Cl}$
Pions & hypernuclei	
Review:	
1988HE1G	Hadronic parity violation: a summary of theoretical discussion
1994EJ01	Perspectives on the study of hypernuclear structure
Other articles:	
1989BA92	Evaluation of hypernucleus production cross-sections in relativistic heavy-ion collisions
1989BA93	Production of hypernuclei in relativistic ion beams
1989GA09	Pionic distortion factors for radiative pion capture studies
1989GE10	Threshold pion-nucleus amplitudes as predicted by current algebra
1989KA37	Finite-range effects on strong-interaction level shifts & widths in pionic atoms
1990CH12	Inclusive radiative pion capture in nuclei reanalyzed from a many-body point of view
1991CI08	Momentum-space method for calc. of strong-interaction shifts & widths in pionic atoms
1991CI11	Nuclear structure effects in light π -mesoatoms
1993NI03	Pionic decay of Λ hypernuclei
Antimatter	
1986KO1E	Search for \bar{p} -atomic X-rays at LEAR
1987GR20	Widths of 4f antiprotonic levels in the oxygen region
1987HA1J	Widths of 4f antiprotonic levels in the O region using realistic nucl. wavefunctions
1990JO01	The strong-interaction fine and hyperfine structure of antiprotonic atoms
1993PI10	Coulomb excitation of E1 & E2 transitions in ^{19}F of LiF crystals by p & \bar{p}

Table 19.8: ^{19}F – General – cont.

Reference	Description
Ground State Properties	
Review:	
1989RA17	Compilation of exp. data on nuclear moments for ground & excited states of nucl.
1992PY1A	Nuclear quadrupole moments for $Z = 1-20$: precise calcs. on atoms & small molecules
Other articles:	
1987BR30	Empirically optimum M1 operator for sd-shell nuclei
1988AR1I	Relativistic and quark contributions to nuclear magnetic moments
1989AN12	A -dependence of the difference ($r_{\text{el}} - r_{\text{mu}}$), a dispersion effect in electron scattering
1989GU25	Determin. of spectroscopic factors of several light nuclei from nuclear vertex constants
1989SA10	Total cross sections of reactions induced by neutron-rich light nuclei
1990GU10	Charge densities of sp- and sd-shell nuclei & occupation numbers of 2s states
1990LO11	Self-consistent calcs. of bind. energies & various radii using density-functional method
1992FR01	Nuclear charge radii systematics in the sd shell from muonic atom measurements

(A) denotes that only an abstract is available for this reference.

Figure 2: Energy levels of ^{19}F . In these diagrams, energy values are plotted vertically in MeV, based on the ground state as zero. Uncertain levels or transitions are indicated by dashed lines; levels which are known to be particularly broad are cross-hatched. Values of total angular momentum J , parity, and isobaric spin T which appear to be reasonably well established are indicated on the levels; less certain assignments are enclosed in parentheses. For reactions in which ^{19}F is the compound nucleus, some typical thin-target excitation functions are shown schematically, with the yield plotted horizontally and the bombarding energy vertically. Bombarding energies are indicated in laboratory coordinates and plotted to scale in cm coordinates. Excited states of the residual nuclei involved in these reactions have generally not been shown; where transitions to such excited states are known to occur, a brace is sometimes used to suggest reference to another diagram. For reactions in which the present nucleus occurs as a residual product, excitation functions have not been shown; a vertical arrow with a number indicating some bombarding energy, usually the highest, at which the reaction has been studied, is used instead. Further information on the levels illustrated, including a listing of the reactions in which each has been observed, is contained in the master table, entitled “Energy levels of ^{19}F ”.

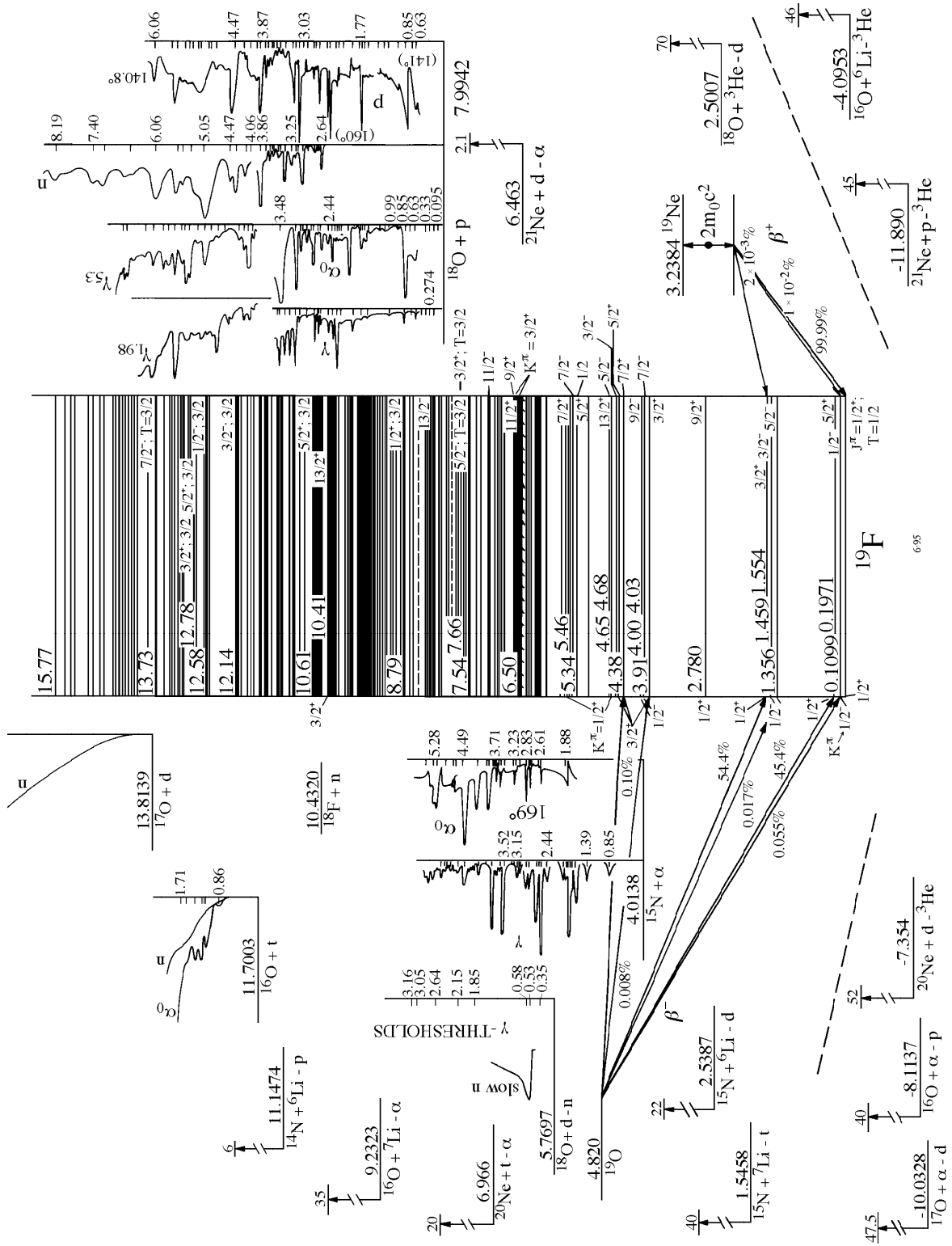


Table 19.9: Energy levels of ^{19}F ^a

E_x (MeV \pm keV)	$J^\pi; T$	K^π	τ_m or $\Gamma_{\text{c.m.}}$	Decay	Reactions
0	$\frac{1}{2}^+; \frac{1}{2}$	$\frac{1}{2}^+$	stable		9, 11, 12, 15, 17, 18, 19, 21, 22, 23, 24, 25, 26, 31, 32, 33, 34, 39, 41, 42, 45, 46, 48, 49, 50, 51, 52, 53, 54, 55, 56, 57, 58, 59, 60, 61, 62
0.109894 ± 0.005	$\frac{1}{2}^-$	$\frac{1}{2}^-$	$\tau_m = 0.853 \pm 0.010$ ns	γ	9, 11, 15, 18, 19, 24, 26, 32, 34, 37, 38, 39, 41, 45, 49, 58, 60, 62
0.197143 ± 0.004	$\frac{5}{2}^+$	$\frac{1}{2}^+$	$\tau_m = 128.8 \pm 1.5$ ns [$ g = 1.441 \pm 0.003$]	γ	8, 9, 12, 15, 17, 18, 19, 24, 25, 26, 32, 33, 34, 39, 41, 42, 45, 49, 51, 53, 58, 60
1.34567 ± 0.13	$\frac{5}{2}^-$	$\frac{1}{2}^-$	$\tau_m = 4.13 \pm 0.06$ ps [$ g = 0.27 \pm 0.04$]	γ	9, 11, 12, 17, 18, 19, 24, 26, 32, 34, 39, 41, 42, 45, 49
1.4587 ± 0.3	$\frac{3}{2}^-$	$\frac{1}{2}^-$	$\tau_m = 90 \pm 20$ fs	γ	11, 12, 18, 19, 24, 32, 37, 39, 41, 42, 45, 49, 53, 60
1.554038 ± 0.009	$\frac{3}{2}^+$	$\frac{1}{2}^+$	$\tau_m = 5 \pm 3$ fs	γ	9, 17, 18, 19, 24, 25, 26, 31, 32, 33, 34, 39, 41, 42, 45, 49, 51, 53, 58, 60
2.779849 ± 0.034	$\frac{9}{2}^+$	$\frac{1}{2}^+$	$\tau_m = 280 \pm 30$ fs	γ	3, 4, 7, 9, 12, 14, 17, 18, 19, 22, 24, 25, 31, 32, 39, 41, 42, 49, 51, 53, 59, 60
3.90817 ± 0.20	$\frac{3}{2}^+$	$\frac{3}{2}^+$	$\tau_m = 9 \pm 5$ fs	γ	9, 18, 19, 24, 26, 32, 34, 37, 39, 42, 49, 60
3.9987 ± 0.7	$\frac{7}{2}^-$	$\frac{1}{2}^-$	$\tau_m = 19 \pm 7$ fs	γ	9, 18, 19, 24, 31, 32, 33, 39, 42, 49, 60
4.0325 ± 1.2	$\frac{9}{2}^-$	$\frac{1}{2}^-$	$\tau_m = 67 \pm 15$ fs	γ	9, 12, 17, 18, 19, 24, 31, 39, 42, 49, 60
4.377700 ± 0.042	$\frac{7}{2}^+$	$\frac{3}{2}^+$	$\tau_m < 11$ fs	γ	4, 9, 17, 18, 19, 24, 25, 26, 31, 32, 34, 39, 42, 49, 60
4.5499 ± 0.8	$\frac{5}{2}^+$	$\frac{3}{2}^+$	$\tau_m < 50$ fs	γ	9, 18, 19, 24, 26, 39, 42, 49, 60
4.5561 ± 0.5	$\frac{3}{2}^-$		$\tau_m = 17_{-8}^{+10}$ fs	γ	9, 18, 19, 26, 31, 32, 39, 42, 49, 60
4.648 ± 1	$\frac{13}{2}^+$	$\frac{1}{2}^+$	$\tau_m = 3.7 \pm 0.4$ ps	γ	4, 17, 18, 19, 24, 25, 26, 39, 49, 60
4.6825 ± 0.7	$\frac{5}{2}^-$		$\tau_m = 15.4 \pm 3.0$ fs	γ, α	4, 9, 18, 22, 24, 26, 31, 32, 39, 42, 49, 60
5.1066 ± 0.9	$\frac{5}{2}^+$		$\tau_m < 30$ fs	γ, α	4, 9, 18, 19, 24, 26, 31, 32, 39, 42, 49, 60
5.337 ± 2	$\frac{1}{2}^{(+)}$		$\tau_m \leq 0.1$ fs	γ, α	9, 18, 19, 24, 26, 32, 33, 39, 42, 49, 60
5.418 ± 1	$\frac{7}{2}^-$		$\Gamma = (2.6 \pm 0.7) \times 10^{-3}$ keV	γ, α	4, 9, 18, 24, 26, 32, 33, 39, 42, 49

Table 19.9: Energy levels of ^{19}F ^a (continued)

E_x (MeV \pm keV)	$J^\pi; T$	K^π	τ_m or $\Gamma_{\text{c.m.}}$	Decay	Reactions
5.4635 \pm 1.5	$\frac{7}{2}^+$	$\frac{1}{2}^+$	$\tau_m \leq 0.26$ fs	γ, α	4, 9, 12, 17, 18, 19, 24, 25, 26, 39, 42, 49
5.5007 \pm 1.7	$\frac{3}{2}^+$		$\Gamma = 4 \pm 1$ keV	γ, α	9, 10, 19, 24, 26, 33, 39, 42, 49
5.535 \pm 2	$\frac{5}{2}^+$			γ, α	9, 24, 26, 33, 39, 42, 49, 60
5.621 \pm 1	$\frac{5}{2}^-$		$\tau_m < 1.3$ fs	γ, α	9, 24, 26, 31, 32, 39, 42, 49, 59, 60
5.938 \pm 1	$\frac{1}{2}^+$			γ, α	9, 26, 31, 32, 33, 39, 42, 60
6.070 \pm 1	$\frac{7}{2}^+$		$\Gamma = 1.2$ keV	γ, α	4, 9, 24, 39, 42
6.088 \pm 1	$\frac{3}{2}^-$		$\Gamma = 4$ keV	γ, α	9, 12, 18, 19, 24, 26, 39, 42, 60
6.100 \pm 2	$\frac{9}{2}^-$			γ	4, 26, 39
6.1606 \pm 0.9	$\frac{7}{2}^-$		$\Gamma = (3.7 \pm 1.0) \times 10^{-3}$ keV	γ, α	4, 9, 26, 33, 39, 42, 60
6.255 \pm 1	$\frac{1}{2}^+$		$\Gamma = 8$ keV	α	10, 24, 26, 31, 32, 33, 39, 42, 60
6.282 \pm 2	$\frac{5}{2}^+$		$\Gamma = 2.4$ keV	γ, α	9, 10, 17, 24, 26, 31, 33, 39, 42
6.330 \pm 2	$\frac{7}{2}^+$		$\Gamma = 2.4$ keV	γ, α	4, 7, 10, 12, 24, 39, 42
6.429 \pm 8	$\frac{1}{2}^-$		$\Gamma = 280$ keV	α	10, 39
6.4967 \pm 1.4	$\frac{3}{2}^+$			γ, α	9, 19, 25, 26, 32, 33, 39
6.5000 \pm 0.9	$\frac{11}{2}^+$	$\frac{3}{2}^+$	$\Gamma > 2.4 \times 10^{-3}$ keV	γ, α	4, 9, 19, 24, 26, 39
6.5275 \pm 1.4	$\frac{3}{2}^+$		$\Gamma = 4$ keV	γ, α	9, 17, 19, 24, 26, 39
6.554 \pm 2	$\frac{7}{2}^{(+)}$		$\Gamma = 1.6$ keV	γ, α	9, 24, 39
6.592 \pm 2	$\frac{9}{2}^+$	$\frac{3}{2}^+$	$\Gamma = (7.6 \pm 1.8) \times 10^{-3}$ keV	γ, α	4, 9, 17, 24, 26, 32, 39
6.787 \pm 2	$\frac{3}{2}^-$		$\Gamma = (6.9 \pm 1.1) \times 10^{-3}$ keV	γ, α	9, 10, 24, 26, 32, 39
6.8384 \pm 0.9	$\frac{5}{2}^+$		$\Gamma = 1.2$ keV	γ, α	9, 10, 24, 26, 27
6.891 \pm 4	$\frac{3}{2}^-$		$\Gamma = 28$ keV	γ, α	9, 10, 24, 39
6.9265 \pm 1.7	$\frac{7}{2}^-$		$\Gamma = 2.4$ keV	γ, α	4, 9, 10, 12, 17, 18, 24, 26, 32, 33, 39
6.989 \pm 3	$\frac{1}{2}^-$		$\Gamma = 51$ keV	α	10, 26, 39
7.114 \pm 6	$\frac{7}{2}^+$		$\Gamma = 32$ keV	α	10, 32, 39
7.1662 \pm 0.7	$\frac{11}{2}^-$		$\Gamma = (6.9 \pm 1.1) \times 10^{-3}$ keV	γ, α	4, 9, 26, 39
7.262 \pm 2	$\frac{3}{2}^+$		$\Gamma < 6$ keV	α	10, 17, 18, 19, 26, 31, 32, 39, 51
7.364 \pm 4	$\frac{1}{2}^+$			α	19, 26, 31, 32, 33, 39
7.5396 \pm 0.9	$\frac{5}{2}^+; \frac{3}{2}^+$		$\Gamma = 0.16 \pm 0.05$ keV ^c	γ, α	9, 10, 12, 17, 26, 32, 33, 39
7.56 \pm 10	$\frac{7}{2}^+$		$\Gamma < 90$ keV	α	10
7.587	$(\frac{5}{2}^-)$			γ	39
7.6606 \pm 0.9	$\frac{3}{2}^+; \frac{3}{2}^+$		$\Gamma = 0.0022 \pm 0.0007$ keV	γ, α	9, 10, 26, 32, 33, 37, 39, 61
7.702 \pm 5	$\frac{1}{2}^-$		$\Gamma < 30$ keV	α	10, 17, 26, 32, 39
7.74 \pm 40	$(\frac{5}{2}, \frac{7}{2}^-)$		$\Gamma < 6$ keV		39, 51

Table 19.9: Energy levels of ^{19}F ^a (continued)

E_x (MeV \pm keV)	$J^\pi; T$	K^π	τ_m or $\Gamma_{\text{c.m.}}$	Decay	Reactions
(7.90)			$\Gamma < 200$ keV	α	10
7.929 ± 3	$\frac{7}{2}^+, \frac{9}{2}$			γ, α	9, 17, 19
7.937 ± 3	$\frac{11}{2}^+$			γ, α	9, 25
8.0140 ± 1.0	$\frac{5}{2}^+$			p	32, 33
8.084 ± 3			$\Gamma \leq 3$ keV	p, α	10, 30, 32
8.1377 ± 1.2	$\frac{1}{2}^+$		$\Gamma \leq 0.3$ keV	γ, p, α	10, 26, 30, 31, 32
(8.16)			$\Gamma < 50$ keV	α	10
8.1990 ± 1.0	$(\frac{5}{2}^+)$		$\Gamma < 0.8$ keV	γ, p, α	10, 26, 30, 32
8.2543 ± 2.6	$(\frac{5}{2}, \frac{7}{2})^-$		$\Gamma \leq 1.5$ keV	γ, p	26, 32, 51
8.288 ± 2	$\frac{13}{2}^-$	$(\frac{1}{2}^-)$	$\Gamma < 1$ keV ^c	γ, α	4, 9, 10, 11, 12, 13, 14, 17, 18
8.3100 ± 1.2	$\frac{5}{2}^+$		$\Gamma = 0.047 \pm 0.019$ keV	γ, p, α	9, 26, 30, 32
8.370 ± 4	$\frac{7}{2}, \frac{5}{2}^+$		$\Gamma = 7.5 \pm 1.5$ keV	γ, α	9
8.5835 ± 1.6	$\frac{5}{2}^+$		$\Gamma \leq 0.5$ keV	γ, p, α	9, 26
8.5919 ± 1.0	$\frac{3}{2}^-$		$\Gamma = 2.0 \pm 0.1$ keV	γ, p, α	9, 17, 26, 28, 30, 32
8.629 ± 4	$\frac{7}{2}^-$		$\Gamma < 1$ keV ^c	γ, α	4, 9, 10, 51
8.65	$\frac{1}{2}^+$		$\Gamma \approx 300$ keV	γ, p, α	26, 28, 30
8.7932 ± 1.5	$\frac{1}{2}^+, \frac{3}{2}$		$\Gamma = 46 \pm 2$ keV	γ, p	26, 28, 30, 32, 33
8.864 ± 4	$< \frac{9}{2}^-$		$\Gamma \approx 1$ keV	γ, α	9
8.9267 ± 2.8	$\frac{3}{2}^-$		$\Gamma = 3.6 \pm 0.2$ keV	γ, p, α	17, 18, 26, 28, 30
8.953 ± 3	$\frac{11}{2}^-$	$\frac{1}{2}^-$ ^d	$\Gamma \approx 1$ keV ^c	γ, α	4, 9, 10, 11, 12, 13, 14
9.030 ± 5	$\frac{5}{2}, \frac{7}{2}$		$\Gamma = 4.2 \pm 1$ keV	γ, α	9
9.0997 ± 0.7	$\frac{7}{2}^-$		$\Gamma = 0.57 \pm 0.03$ keV	γ, p, α	9, 26, 28, 30
9.101 ± 4	$\frac{7}{2}^+, \frac{9}{2}^+$		$\Gamma \approx 1$ keV	γ, α	4, 9, 32
9.167 ± 1.4	$\frac{1}{2}^+$		$\Gamma = 6.2 \pm 0.5$ keV	γ, p, α	9, 28, 30, 32
9.204 ± 7	$\frac{3}{2}^-$		$\Gamma = 10.2 \pm 1.5$ keV	γ, α	9
9.267 ± 4	$\frac{11}{2}^+, \frac{9}{2}^+$		$\Gamma = 2 \pm 1$ keV	γ, α	9
9.280 ± 5	$(\frac{7}{2}, \frac{9}{2})^+$		$\Gamma < 1.5$ keV	γ, α	9, 51
9.318 ± 2	$\frac{3}{2}^+$		$\Gamma = 3.4 \pm 0.7$ keV	γ, p, α	9, 17, 26
9.321 ± 1.1	$\frac{1}{2}^+$		$\Gamma = 5.0 \pm 0.2$ keV	γ, p, α	28, 30
9.329 ± 4	$< \frac{5}{2}^-$		$\Gamma \approx 6$ keV	γ, α	9
9.509 ± 4	$\frac{5}{2}^+, \frac{7}{2}^+$ ^c		$\Gamma < 1$ keV ^c	γ, α	9, 10
9.527 ± 6	$(\frac{5}{2})$		$\Gamma = 28$ keV	p, α	28, 30
9.5364 ± 2.0	$\frac{5}{2}^+$		$\Gamma = 6.3 \pm 1.5$ keV	γ, p, α	9, 26
9.566 ± 3	$\frac{3}{2}^-$		$\Gamma = 26 \pm 3$ keV	γ, p	26
9.575 ± 4	$\frac{3}{2}^-$		$\Gamma = 67 \pm 3$ keV	γ, p, α	26, 28, 30
9.586 ± 3	$\frac{7}{2}$		$\Gamma = 8.9 \pm 1.2$ keV	γ, p, α	9, 26, 32
9.642 ± 6	$\frac{3}{2}, \frac{5}{2}$		$\Gamma \approx 8$ keV	γ, α	9

Table 19.9: Energy levels of ^{19}F ^a (continued)

E_x (MeV \pm keV)	$J^\pi; T$	K^π	τ_m or $\Gamma_{c.m.}$	Decay	Reactions
9.654 \pm 6	$\frac{3}{2}, \frac{5}{2}$		$\Gamma \approx 6$ keV	γ, α	9
9.6675 \pm 1.5	$\frac{3}{2}^+$		$\Gamma = 3.6 \pm 0.4$ keV	γ, p, α	9, 26, 28, 30, 32
9.710 \pm 4	$\frac{9}{2}^+, \frac{11}{2}^-$ ^c		$\Gamma < 1$ keV ^c	γ, α	4, 9, 10, 17
9.820 \pm 1.0	$\frac{5}{2}^-$		$\Gamma = 0.3 \pm 0.05$ keV	γ, p, α	9, 26, 28, 30
9.834 \pm 3	$\frac{11}{2}^- \rightarrow \frac{15}{2}^-$		$\Gamma < 1$ keV ^c	γ, α	4, 9, 10
9.8740 \pm 1.8	$\frac{11}{2}^-$		$\Gamma = (2.6 \pm 0.6) \times 10^{-3}$ keV	γ, p, α	4, 9, 10, 17, 18, 26
9.887 \pm 3	$\frac{1}{2}^+$		$\Gamma = 25 \pm 2$ keV	γ, p, α	26, 28, 30
9.895 \pm 5				γ	4
9.926 \pm 3	$\frac{9}{2}^+, \frac{3}{2}^-$ ^c		$\Gamma \approx 1$ keV ^c	γ, α	4, 9, 10
10.088 \pm 5	$\frac{5}{2}^-, \frac{7}{2}^-$ ^c		$\Gamma < 1.5$ keV ^c	γ, α	9, 10, 12
10.137 \pm 0.8	$\frac{3}{2}^-$		$\Gamma = 4.3 \pm 0.6$ keV	γ, p, α	9, 26, 30
10.162 \pm 3	$\frac{1}{2}^+$		$\Gamma = 31$ keV	p, α	28, 30
10.232 \pm 3	$\frac{1}{2}^+$		$\Gamma < 1$ keV	p, α	10, 28, 30
10.254 \pm 3	$\frac{1}{2}^+$		$\Gamma = 22$ keV	p, α	28, 30
10.308 \pm 4	$\frac{3}{2}^+$		$\Gamma = 9.2$ keV	p, α	10, 19, 28, 30
10.365 \pm 4	$\frac{7}{2}^- \rightarrow \frac{11}{2}^-$		$\Gamma = 3 \pm 1.5$ keV	γ, α	4, 9, 32
10.411 \pm 3	$\frac{13}{2}^+$	$\frac{3}{2}^+$	$\Gamma < 1.5$ keV ^c	γ, α	4, 9, 10, 12, 17, 18, 19, 26, 59
10.469 \pm 4			$\Gamma = 11.0 \pm 1.2$ keV	p, α	10
10.488 \pm 4			$\Gamma = 4.8 \pm 0.8$ keV	p, α	10
10.4963 \pm 1.3	$\frac{3}{2}^+$		$\Gamma = 5.7 \pm 0.6$ keV	n, p, α	10, 27, 28, 30
10.521 \pm 4			$\Gamma = 14 \pm 2$ keV	p, α	10, 32
10.5423 \pm 1.1			$\Gamma = 2.5 \pm 0.2$ keV	n, p, α	10, 27
10.555 \pm 3	$\frac{3}{2}^+; (\frac{3}{2})$		$\Gamma = 4.0 \pm 1.2$ keV	p, α	10, 28, 30
10.5647 \pm 2.0			$\Gamma = 4.6 \pm 0.7$ keV	n, p, α	10, 27
10.581 \pm 4	$(\frac{5}{2}^+)$		$\Gamma = 22 \pm 3$ keV	p, α	28, 30
10.6143 \pm 1.6	$\frac{5}{2}^+; \frac{3}{2}$		$\Gamma = 4.7 \pm 0.5$ keV	n, p, α	27, 28, 30
10.7633 \pm 2.5	$\frac{1}{2}^-$		$\Gamma = 6 \pm 3$ keV	n, p, α	17, 27, 28, 30
10.8597 \pm 1.9	$\frac{5}{2}^+$		$\Gamma = 240 \pm 1.5$ keV	n, p, α	27, 28, 30
10.927 \pm 8				γ	4
10.9750 \pm 2.5	$(\frac{3}{2}, \frac{5}{2})^+$		$\Gamma = 14 \pm 2$ keV	n, p, α	27, 28, 30
10.989 \pm 2.5			$\Gamma = 7 \pm 2$ keV	n, p	27
11.072 \pm 2.7	$\frac{1}{2}^+$		$\Gamma = 35 \pm 4$ keV	n, p, α	27, 28, 30
11.188 \pm 4	$(\frac{1}{2}^-)$		$\Gamma = 17 \pm 4$ keV	n, p, α	27, 28, 30
11.273 \pm 3			$\Gamma = 7 \pm 2$ keV	n, p	27
11.286 \pm 7	$\frac{5}{2}^+$		$\Gamma = 22 \pm 5$ keV	n, p, α	27, 28, 30
11.35 \pm 25	$\frac{1}{2}^+$		$\Gamma = 272 \pm 31$ keV	p	28
11.450 \pm 3.5	$\frac{1}{2}^-$		$\Gamma = 38 \pm 7$ keV	$n, p, (\alpha)$	17, 27, 28, 30

Table 19.9: Energy levels of ^{19}F ^a (continued)

E_x (MeV \pm keV)	$J^\pi; T$	K^π	τ_m or $\Gamma_{c.m.}$	Decay	Reactions
11.478 \pm 5			$\Gamma = 7 \pm 3$ keV	n, p	27
11.502 \pm 5	$(\frac{3}{2}^-)$		$\Gamma = 4 \pm 2$ keV	n, p, α	27, 28, 30
11.540 \pm 7	$\frac{5}{2}^+$		$\Gamma = 22 \pm 5$ keV	n, p, α	27, 28, 30
11.569 \pm 7	$(T = \frac{3}{2})$		$\Gamma = 15 \pm 10$ keV	n, p	27
11.603 \pm 12	$\frac{3}{2}^-$		$\Gamma = 63 \pm 7$ keV	n, p	27, 28
11.653 \pm 4	$\frac{3}{2}^+; (\frac{3}{2})$		$\Gamma = 33 \pm 6$ keV	n, p, (α)	12, 17, 27, 28, 30
11.84 \pm 10			$\Gamma < 50$ keV	n, p	27
11.93 \pm 10			$\Gamma = 90$ keV	n, p	27
12.04 \pm 20	$\frac{1}{2}^-$		$\Gamma = 71 \pm 24$ keV	p, α	12, 28, 30
12.136 \pm 8	$\frac{3}{2}^-; \frac{3}{2}$		$\Gamma = 105 \pm 14$ keV	n, p, (α)	27, 28, 30
12.222 \pm 12	$\frac{3}{2}^+$		$\Gamma = 74 \pm 1$ keV	n, p, α	27, 28, 30
12.522 \pm 7	$\frac{1}{2}^-$		$\Gamma = 15 \pm 4$ keV	p	28
12.577 \pm 10	$\frac{5}{2}^+$		$\Gamma = 48 \pm 10$ keV	p, α	28, 30
12.58 \pm 25	$\frac{1}{2}^-; \frac{3}{2}$		$\Gamma = 285 \pm 48$ keV	p	28
12.78 \pm 10	$\frac{5}{2}^+; \frac{3}{2}$		$\Gamma = 95 \pm 38$ keV	n, p, (α)	17, 27, 28, 30
12.86 \pm 30	$\frac{3}{2}^+; \frac{3}{2}$		$\Gamma = 276 \pm 38$ keV	p	28
12.94 \pm 25	$\frac{5}{2}^+$		$\Gamma = 71 \pm 24$ keV	p, α	28, 30
12.98 \pm 50	$\frac{1}{2}^-$		$\Gamma = 124 \pm 38$ keV	p	28
13.068 \pm 4	$\frac{1}{2}^+$		$\Gamma \leq 10$ keV	n, p, t	15, 27
13.09 \pm 75	$\frac{3}{2}^-$		$\Gamma = 285 \pm 71$ keV	p	28
13.17 \pm 15			$\Gamma = 70$ keV	n, p	27
13.245 \pm 10	$\frac{1}{2}^-$		$\Gamma = 7$ keV	t	15
13.270 \pm 10	$\frac{1}{2}^+$		$\Gamma = 4.5$ keV	t	15
13.317 \pm 8	$\frac{7}{2}^-; (\frac{3}{2})$		$\Gamma = 28 \pm 6$ keV	n, p, α	27, 28, 30, 33
13.36 \pm 25	$\frac{3}{2}^-$		$\Gamma = 38 \pm 19$ keV	p	28
13.532 \pm 10	$\frac{1}{2}^+$		$\Gamma = 22$ keV	t	15
13.732 \pm 11	$\frac{7}{2}^-; \frac{3}{2}$		$\Gamma = 52 \pm 10$ keV	n, p, (α)	18, 27, 28, 30, 33
13.878 \pm 15	$\frac{1}{2}^+$		$\Gamma = 101$ keV	t	15
14.04 \pm 20	$\frac{5}{2}^+$		$\Gamma = 141 \pm 28$ keV	p	28
14.10 \pm 21	$\frac{3}{2}^-$		$\Gamma = 84 \pm 28$ keV	p	12, 18, 28
14.147 \pm 20	$\frac{1}{2}^+$		$\Gamma = 21$ keV	t	15
14.24 \pm 15			$\Gamma = 350$ keV	n, p	27
14.255 \pm 15	$\frac{3}{2}^+$		$\Gamma = 51$ keV	t	15
14.33 \pm 20	$\frac{3}{2}^-$		$\Gamma = 76 \pm 28$ keV	p	28
14.352 \pm 10	$\frac{1}{2}^+$		$\Gamma = 154$ keV	t	15
14.46 \pm 25	$\frac{3}{2}^+$		$\Gamma = 179$ keV	t	15
14.46 \pm 25	$\frac{5}{2}^+$		$\Gamma = 46$ keV	t	15

Table 19.9: Energy levels of ^{19}F ^a (continued)

E_x (MeV \pm keV)	$J^\pi; T$	K^π	τ_m or $\Gamma_{\text{c.m.}}$	Decay	Reactions
14.70 \pm 20	$\frac{3}{2}^-$		$\Gamma = 124 \pm 38$ keV	p	28
14.72 \pm 70	$\frac{1}{2}^-$		$\Gamma = 257 \pm 67$ keV	α	30
14.74 \pm 50	$\frac{1}{2}^+$		$\Gamma = 361 \pm 67$ keV	p, α	28, 30
14.78 \pm 20	$\frac{5}{2}^+$			n, p	27, 28
14.92 \pm 30	$\frac{7}{2}^-$			p	12, 18, 28
15.00 \pm 20				n, p	27
15.36 \pm 20	$\frac{1}{2}^-$			p	28
15.40 \pm 30	$\frac{5}{2}^+$			p	28
15.56 \pm 30					18
15.77 \pm 21	$\frac{3}{2}^-$		$\Gamma = 150$ keV	n, p	27
16.09 \pm 50					12
16.20 \pm 40	$\frac{3}{2}^+$			p	28
16.23 \pm 30	$\frac{7}{2}^-$			p	28
16.28 \pm 20	$\frac{3}{2}^-$		$\Gamma = 200$ keV	n, p	27, 28
16.45 \pm 50					12
16.80 \pm 30				n, p	27
17.05 \pm 40	$\frac{3}{2}^-$		$\Gamma = 331 \pm 67$ keV	p	28
17.16 \pm 40	$\frac{7}{2}^-$		$\Gamma = 323 \pm 67$ keV	p	28
17.45 \pm 30	$\frac{3}{2}^-$		$\Gamma = 32 \pm 19$ keV	p	12, 28
17.65 \pm 60	$\frac{7}{2}^-$		$\Gamma = 95 \pm 57$ keV	p	28
17.93 \pm 40	$\frac{3}{2}^-$		$\Gamma = 255 \pm 57$ keV	p	28
18.03 \pm 60	$\frac{7}{2}^-$		$\Gamma = 365 \pm 57$ keV	p	12, 28
18.92 \pm 30					12
19.07 \pm 60	$\frac{3}{2}^-$		$\Gamma = 555 \pm 143$ keV	p	28
19.83 \pm 150	$\frac{5}{2}^-$		$\Gamma = 369 \pm 57$ keV	p	28
19.89 \pm 30	$\frac{3}{2}^-$		$\Gamma = 473 \pm 57$ keV	p	12, 28
20.81 \pm 50	$\frac{1}{2}^-$		$\Gamma = 412 \pm 57$ keV	p	28
20.93 \pm 50	$\frac{3}{2}^-$		$\Gamma = 317 \pm 48$ keV	p	28
21.05 \pm 40	$\frac{7}{2}^-$		$\Gamma = 448 \pm 29$ keV	p	28

^a See also Tables 19.10 and 19.11.

^b For evidence of additional states see reaction 36.

^c See Table 19.14.

^d See (1989PR01).

Mass distribution from the sequential decay of the compound nuclei formed from $^{10}\text{B} + ^9\text{Be}$ and $^{10}\text{B} + ^{10}\text{B}$ at $E_{\text{lab}}/A = 11$ MeV were measured by (1993SZ02). It was determined that the hot

composite systems as light as ^{19}F and ^{20}Ne can behave like liquid droplets with no remnant shell effects.



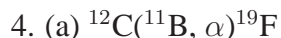
$$E_b = 16.395$$

Vector analyzing power measurements for the elastic scattering have been reported at $E(^7\text{Li}) = 21.1$ MeV (1984MO06). Fusion cross sections have been measured by (1982DE30). For other channels in the interaction of $^{12}\text{C} + ^7\text{Li}$ see (1978AJ03, 1983AJ01, 1987AJ02) for earlier work. More recently, neutron yield spectra for 40 MeV ^7Li on ^{12}C were measured by (1987SC11). The $^{12}\text{C}(^7\text{Li}, ^7\text{Be})^{12}\text{B}$ reaction was studied at projectile energies of 14, 21, and 26 MeV/A by (1990NA24). Measurements and analysis of elastic breakup of 54 MeV ^7Li on ^{12}C are discussed in (1992GA03). See also the coupled-channels investigation of the effects of projectile breakup and target excitations in the scattering of polarized ^7Li by ^{12}C at $E_{\text{lab}} = 21$ MeV by (1988SA10). An evaluation of hypernuclear production cross-section by projectile fragmentation in $^7\text{Li} + ^{12}\text{C}$ at 3.0 GeV/A is presented in (1989BA92).

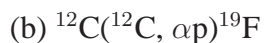


$$Q_m = -0.301$$

For excitation curves and angular distributions involving unresolved states and $^{19}\text{F}^*(2.78)$ see (1983AJ01, 1987AJ02).



$$Q_m = 7.730$$



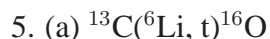
$$Q_m = -8.227$$



$$Q_m = 11.420$$

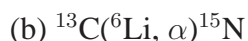
States in ^{19}F with $4.3 < E_x < 11.0$ MeV were observed in reaction (a) by (1989PR01) and are displayed in Table 19.12.

For reaction (b) see (1983AJ01, 1987AJ02). See also (1988MA07).

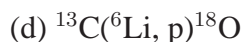


$$Q_m = 6.998$$

$$E_b = 18.698$$



$$Q_m = 14.684$$



$$Q_m = 10.704$$

Uncorrelated structures have been observed in the excitation functions for reactions (a) and (b). Angular distributions have been measured for reaction (d) at $E(^6\text{Li}) = 28$ MeV (1988SM01). See also ^{18}O in the present review and see ^{13}C and ^{15}N in (1991AJ01). Fusion cross sections have also been measured.

Table 19.10: Radiative transitions in ^{19}F ^a

E_i (MeV)	J_i^π	E_f (MeV)	Branching ratio (%)	δ
0.110	$\frac{1}{2}^-$	0	100	
0.197	$\frac{5}{2}^+$	0	100	
		0.110	< 0.06	
1.35	$\frac{5}{2}^-$	0.110	96.8 ± 1	0.0 ± 0.7^b
		0.197	3.2 ± 1	
1.46	$\frac{3}{2}^-$	0	20.5 ± 0.7	0.01 ± 0.03
		0.110	68.8 ± 0.9	0.248 ± 0.020
		0.197	10.7 ± 0.5	
		1.35	$< 0.2^h$	
1.55	$\frac{3}{2}^+$	0	2.55 ± 0.10	
		0.110	4.85 ± 0.12	
		0.197	92.6 ± 0.2	
		1.35	$< 0.011^h$	
		1.46	$< 0.14^h$	
2.78	$\frac{9}{2}^+$	0.197	100	
3.91	$\frac{3}{2}^+$	0	48 ± 2	
		0.110	17 ± 2	
		0.197	14 ± 2	
		1.55	21 ± 3	
4.00	$\frac{7}{2}^-$	0.197	18 ± 4	
		1.35	70 ± 4	
		1.46	12 ± 6	
4.03	$\frac{9}{2}^-$	1.35	100	
4.38 ^c	$\frac{7}{2}^+$	0	< 5	
		0.110	< 2	
		0.197	80.5 ± 2.0	0.155 ± 0.22
		2.78	19.5 ± 1.0	-0.16 ± 0.07
4.55 ^d	$\frac{5}{2}^+$	0.197	69 ± 7	
		1.35	5 ± 3	
		1.46	8 ± 3	
		1.55	18 ± 4	
4.56	$\frac{3}{2}^-$	0	36 ± 4	
		0.110	45 ± 5	
		0.197	9 ± 3	
		1.35	4 ± 3	
		1.46	< 4	
		1.55	6 ± 3	

Table 19.10: Radiative transitions in ^{19}F ^a (continued)

E_i (MeV)	J_i^π	E_f (MeV)	Branching ratio (%)	δ
4.65	$\frac{13}{2}^+$	2.78	100	$ M ^2 = 3.1 \pm 0.3 \text{ W.u.}$
4.68	$\frac{5}{2}^-$	0.197	5.6 ± 0.9	$0 < \delta < 2.0$
		1.35	63.1 ± 3.8	$-0.22^{+0.14}_{-0.24}$
5.11 ⁱ	$\frac{5}{2}^+$	1.46	31.3 ± 2.2	0.0 ± 0.24 or $2.0^{+1.5}_{-0.6}$
		j	79.7 ± 3.7	$\Gamma_\gamma/\Gamma = 0.83 \pm 0.10$
		1.35	< 1.6	
		1.46	10.4 ± 2.7	$ \delta < 1.4$
		1.55	1.8 ± 1.8	
		2.78	0.7 ± 0.6	
		3.91	5.4 ± 0.9	$\delta = 0.0 \pm 0.3$
		4.38	2.0 ± 0.5	
5.34	$\frac{1}{2}^{(+)}$	0	37 ± 4	
		0.110	42 ± 4	
		1.46	20 ± 2	
5.42	$\frac{7}{2}^-$	1.35	70	
		1.46	13	
		4.00	10	
		4.03	6	
5.46	$\frac{7}{2}^+$	0.197	4	
		1.35	32	
		1.55	5	
		2.78	59	
5.50	$\frac{3}{2}^+$	0.110	25	
		0.197	49	
		1.35	16	
		1.55	11	
5.54	$\frac{5}{2}^+$	0	7	
		0.197	47	
		1.46	45	
5.62	$\frac{3}{2}^-$	0.197	39 ± 4	
		1.35	61 ± 4	
5.94	$\frac{1}{2}^+$	0	7 ± 4	
		0.110	20 ± 6	
		0.197	2 ± 1	
		1.46	63 ± 6	0.25 ± 0.02
		1.55	< 2	
		3.91	8 ± 3	0.28 ± 0.09

Table 19.10: Radiative transitions in ^{19}F ^a (continued)

E_i (MeV)	J_i^π	E_f (MeV)	Branching ratio (%)	δ
6.07	$\frac{7}{2}^+$	0.197	54 ± 5	-0.26 ± 0.02
		1.35	19 ± 2	
		1.55	$1_{-0.5}^+$	0.035 ± 0.023
		2.78	23 ± 3	0.06 ± 0.08
		4.38	4 ± 1	
6.09	$\frac{3}{2}^-$	0	25 ± 4	-0.021 ± 0.014
		0.110	61 ± 5	0.045 ± 0.021
		0.197	14 ± 3	0.014 ± 0.043
6.16	$\frac{7}{2}^-$	0.197	31 ± 3	-0.045 ± 0.025
		1.35	65 ± 4	0.077 ± 0.007
		1.46	1.3 ± 0.6	
		4.00	1.6 ± 0.6	
		4.03	2.3 ± 0.3	
6.28	$\frac{5}{2}^+$	0	14 ± 2	-0.05 ± 0.07
		0.197	4.2 ± 1.0	
		1.35	36 ± 2	-0.01 ± 0.09
		1.46	26 ± 2	-0.02 ± 0.04
		1.55	20 ± 2	0.11 ± 0.06
6.33	$\frac{7}{2}^+$	0.197	56 ± 3	-0.27 ± 0.24
		1.35	17 ± 2	-0.02 ± 0.03
		1.55	8.5 ± 1.5	0.00 ± 0.14
		4.38	18 ± 2	0.04 ± 0.20
		6.497	$\frac{3}{2}^+$	0
6.497	$\frac{3}{2}^+$	0.110	14 ± 2	0.00 ± 0.03
		0.197	9 ± 2	$0.3 \rightarrow 1.8$
		1.35	14 ± 2	-0.11 ± 0.09
		1.46	25 ± 2	0.00 ± 0.07
		6.500	$\frac{11}{2}^+$	2.78
6.53	$\frac{3}{2}^+$	4.65	45	
		0	29 ± 2	0.32 ± 0.04 or 0.90 ± 0.06
		0.110	59 ± 3	0.00 ± 0.02
6.55	$\frac{7}{2}^{(+)}$	4.55	12 ± 2	-0.23 ± 0.13
		0.197	19 ± 2	0.03 ± 0.05
		1.35	55 ± 4	0.01 ± 0.030
6.59	$\frac{9}{2}^+$	2.78	26 ± 3	0.05 ± 0.07
		0.197	13 ± 2	-0.13 ± 0.13
		2.78	63 ± 3	-0.20 ± 0.20

Table 19.10: Radiative transitions in ^{19}F ^a (continued)

E_i (MeV)	J_i^π	E_f (MeV)	Branching ratio (%)	δ
6.79	$\frac{3}{2}^-$	4.38	24 ± 2	0.02 ± 0.07
		0	15 ± 2	-0.08 ± 0.03
		0.110	39 ± 2	0.11 ± 0.02
		0.197	13 ± 2	0.05 ± 0.06
		1.35	5.3 ± 0.8	
		1.46	25 ± 2	-0.13 ± 0.08
		3.91	2.6 ± 1.0	
6.84	$\frac{5}{2}^+$	0	9 ± 5	
		0.110	9 ± 5	
		0.197	27 ± 6	-0.5 ± 0.5
		1.35	10 ± 7	
		1.46	45 ± 8	-0.02 ± 0.11
		4.03	1.3 ± 0.5	
6.89	$\frac{3}{2}^-$	0	9 ± 2	
		1.35	61 ± 5	$0.22 \rightarrow 2.2$
		1.46	30 ± 5	0.15 ± 0.12
6.93	$\frac{7}{2}^-$	0.197	73 ± 3	-0.01 ± 0.03
		1.35	22 ± 2	0.01 ± 0.02
		2.78	2.4 ± 0.5	0.00 ± 0.16
		4.00	1.3 ± 0.5	
		4.03	1.3 ± 0.5	
7.17 ^e	$\frac{11}{2}^-$	4.00	5.6 ± 0.7	$\Gamma_\gamma/\Gamma = 0.025 \pm 0.003$
		4.03	90.9 ± 0.8	
		4.65	3.5 ± 0.5	
		0.197	29 ± 3	
		1.35	1.2 ± 0.4	
7.54	$\frac{5}{2}^+; T = \frac{3}{2}$	1.55	41 ± 3	0.017 ± 0.015
		4.38	27 ± 3	0.042 ± 0.030
		5.11	1.7 ± 0.4	
		0.197	29 ± 3	0.09 ± 0.04
		1.35	1.2 ± 0.4	
7.66 ^f	$\frac{3}{2}^+; T = \frac{3}{2}$	0	38 ± 4	0.06 ± 0.02
		0.197	13 ± 2	0.06 ± 0.07 or 3.5 ± 1.1
		1.55	36 ± 2	0.06 ± 0.04
		3.91	(3_{-2}^{+3})	
		4.55	5.1 ± 0.3	-0.11 ± 0.13
		5.11	5.9 ± 0.5	-0.04 ± 0.16
		5.11	5.9 ± 0.5	
7.93	$\frac{7}{2}^+, \frac{9}{2}$	0.197	4	
		2.78	96	
7.94	$\frac{11}{2}^+$	2.78	10	

Table 19.10: Radiative transitions in ^{19}F ^a (continued)

E_i (MeV)	J_i^π	E_f (MeV)	Branching ratio (%)	δ
8.14	$\frac{1}{2}^+$	4.65	90	$\Gamma_\gamma(\text{tot}) = 1.3 \text{ eV}$
		0	8 ± 1	
		0.110	24 ± 2	
		0.197	8 ± 1	
		1.55	2 ± 1	
		3.91	54 ± 2	
		5.94	1.0 ± 0.5	
		6.26	3 ± 1	
8.25	$(\frac{5}{2}, \frac{7}{2})^-$	0.197	18 ± 7	$\Gamma_\gamma(\text{tot}) = 72 \pm 8 \text{ meV}$
		1.35	33 ± 10	
		1.46	24 ± 8	
		3.91	25 ± 8	
8.29 ^g	$\frac{13}{2}^-$	4.03	93 ± 4	$\Gamma_\gamma(\text{tot}) = 0.71 \pm 0.17 \text{ eV}$ $\delta = 0.02 \pm 0.05 \text{ or } 2.2 \pm 0.6$ $\delta = -0.14 \pm 0.07$
		4.65	7 ± 4	
8.31	$\frac{5}{2}^+$	0	12 ± 1	$\Gamma_\gamma(\text{tot}) = 0.71 \pm 0.17 \text{ eV}$ $\delta = 0.02 \pm 0.05 \text{ or } 2.2 \pm 0.6$ $\delta = -0.14 \pm 0.07$
		1.55	48 ± 2	
8.37 ^g	$\frac{7}{2}, \frac{5}{2}^+$	4.38	40 ± 2	$\Gamma_\gamma(\text{tot}) = 0.71 \pm 0.17 \text{ eV}$ $\delta = 0.02 \pm 0.05 \text{ or } 2.2 \pm 0.6$ $\delta = -0.14 \pm 0.07$
		0.197	13 ± 2	
		1.35	39 ± 3	
		2.78	30 ± 3	
8.58	$\frac{5}{2}^+$	4.00	18 ± 3	$\Gamma_\gamma(\text{tot}) = 0.85 \pm 0.17 \text{ eV}$
		0	4 ± 1	
		0.197	38 ± 5	
		1.35	23 ± 3	
		1.55	20 ± 3	
		4.00	$(4 \pm 1 \text{ }^g)$	
		4.55	2.0 ± 0.7	
		5.42	4 ± 1	
		5.46	2.0 ± 0.5	
		5.62	2.2 ± 0.5	
		5.94	1.8 ± 0.5	
8.59	$\frac{3}{2}^-$	6.16	2.5 ± 0.5	$\Gamma_\gamma(\text{tot}) = 0.85 \pm 0.17 \text{ eV}$
		6.93	0.5 ± 0.3	
		0	5 ± 2	
		0.110	3 ± 1	
		0.197	42 ± 2	
		1.35	7 ± 1	

Table 19.10: Radiative transitions in ^{19}F ^a (continued)

E_i (MeV)	J_i^π	E_f (MeV)	Branching ratio (%)	δ		
8.63 ^g	$\frac{7}{2}^-$	1.55	28 ± 3			
		3.91	8 ± 1			
		4.55	3.6 ± 0.6			
		5.11	1.0 ± 0.5			
		5.50	1.5 ± 0.5			
		6.28	0.6 ± 0.2			
		6.79	0.3 ± 0.1			
		0.197	34 ± 2			
		1.35	6 ± 1			
		1.46	6 ± 1			
		2.78	38 ± 2			
		4.00	13 ± 1			
		4.03	3 ± 1			
		8.65	$\frac{1}{2}^+$		0.110	53 ± 6
1.46	23 ± 6					
8.79	$\frac{1}{2}^+; T = \frac{3}{2}$	3.91	24 ± 6			
		0	1.2 ± 0.4			
		0.110	30 ± 1			
		0.197	0.3 ± 0.2			
		1.46	22 ± 1			
		1.55	8 ± 1			
		3.91	22 ± 1			
		5.34	0.5 ± 0.1			
		5.94	1.8 ± 0.2			
		6.09	1.7 ± 0.2			
		6.26	0.2 ± 0.1			
		6.49	6 ± 1			
		6.53	2.1 ± 0.2			
		6.79	1.2 ± 0.3			
		6.99	0.5 ± 0.1			
		7.26	1.7 ± 0.2			
		7.36	0.6 ± 0.1			
8.86 ^g	$< \frac{3}{2}^+$	7.66	0.2 ± 0.1			
		1.35	100			
		8.92	$\frac{3}{2}^-$	0	5 ± 2	0.1 ± 0.3 or 1.7 ± 0.9
				0.110	10 ± 2	0.20 ± 0.04 or 2.9 ± 0.4
				0.197	24 ± 7	1.0 ± 0.8

Table 19.10: Radiative transitions in ^{19}F ^a (continued)

E_i (MeV)	J_i^π	E_f (MeV)	Branching ratio (%)	δ	
8.95 ^g	$\frac{11}{2}^-$	1.46	25 ± 7	3.0 ± 2.5	
		1.55	23 ± 7	0.30 ± 0.06 or ∞	
		3.91	13 ± 7	$\Gamma_\gamma(\text{tot}) = 230 \pm 30$ meV	
		2.78	50 ± 2		
		4.00	26 ± 2		
		4.03	9 ± 1		
		4.65	10 ± 2		
		5.42	5 ± 1		
9.03 ^g	$\frac{5}{2}, \frac{7}{2}$	0.197	44 ± 5		
		4.38	30 ± 5		
		6.07	26 ± 4		
9.100	$\frac{7}{2}^-$	0.197	2.0 ± 0.3	$\delta = 0.0 \pm 0.2$ or 2.5 ± 0.6	
		1.35	2.7 ± 0.3	-0.1 ± 0.3 or ∞	
		2.78	47 ± 2	-0.09 ± 0.10	
		4.00	2.5 ± 0.3	0.3 ± 0.3 or -2.2 ± 0.9	
		4.03	7.0 ± 0.5	-0.08 ± 0.01 or ∞	
		4.68	2.0 ± 0.3	-0.09 ± 0.34 or ∞	
		5.11	1.2 ± 0.2	0.0 ± 0.2 or 3.0 ± 1.6	
		5.42	19 ± 2	0.25 ± 0.10 or -6.0 ± 5.5	
		5.54	1.3 ± 0.7	0.1 ± 0.3	
		5.62	3.3 ± 0.3	0.17 ± 0.10	
		6.10	12 ± 1	0.0 ± 0.3	
		9.101 ^g	$\frac{7}{2}^+, \frac{9}{2}^+$	2.78	11 ± 2
				4.00	24 ± 2
4.38	24 ± 2				
6.07	15 ± 2				
6.33	10 ± 2				
9.17 ^g	$\frac{1}{2}^+$			0.197	51 ± 2
				1.55	30 ± 2
		4.56	19 ± 2		
9.20 ^g	$\frac{3}{2}$	0	18 ± 2		
		0.110	46 ± 3		
		0.197	10 ± 4		
		1.35	26 ± 3		
9.27 ^g	$\frac{11}{2}^+, \frac{9}{2}^+$	2.78	27 ± 2		
		4.38	18 ± 2		
		4.65	55 ± 3		

Table 19.10: Radiative transitions in ^{19}F ^a (continued)

E_i (MeV)	J_i^π	E_f (MeV)	Branching ratio (%)	δ
9.28 ^g	$(\frac{7}{2}, \frac{9}{2})^+$	4.00	58 ± 3	
		4.03	42 ± 3	
9.32	$\frac{1}{2}^+$	0	30 ± 1	0.10 ± 0.08 or 1.4 ± 0.3
		0.197	12 ± 1	0.1 ± 0.4 or ≥ 0.6
		1.46	28 ± 1	0.1 ± 0.2
		1.55	17 ± 1	-0.2 ± 0.3 or ≤ 0.9
		3.91	3.0 ± 0.3	0.40 ± 0.05 or ≥ 2.3
		4.56	3.2 ± 0.3	0.2 ± 0.3
		4.68	6.8 ± 0.5	0.1 ± 0.2
9.33 ^g	$< \frac{5}{2}^+$	1.55	100	
9.51 ^g		$\frac{5}{2}^+, \frac{7}{2}^+$	1.35	14 ± 2
9.54	$\frac{5}{2}^+$	1.55	14 ± 2	
		2.78	72 ± 3	
		1.35	26 ± 2	0.3 ± 1.1
		4.56	15 ± 1	0.7 ± 0.4
		4.68	12 ± 1	0.3 ± 0.3
		5.11	29 ± 2	0.3 ± 0.2
		7.54	10 ± 1	0.7 ± 0.3
9.566	$\frac{3}{2}^-$	7.66	6 ± 1	0.4 ± 0.3 or $1.0 \rightarrow 0.4$
		8.02	2 ± 1	
		0.197	77 ± 10	
		6.26	23 ± 6	
		9.575	$\frac{7}{2}^+$	1.46
9.59	$\frac{7}{2}$	3.91	4 ± 1	-6 ± 7
		4.55	17 ± 2	
		6.09	38 ± 2	1.8 ± 1.0
		7.54	11 ± 2	-0.3 ± 0.8
		7.66	4 ± 1	-0.1 ± 1.3
		1.35	32 ± 4	0.0 ± 0.5 or 3.7 ± 2.5
		2.78	30 ± 2	0.1 ± 0.2 or 11 ± 5
9.64 ^g	$\frac{3}{2}, \frac{5}{2}$	4.00	17 ± 2	-0.7 ± 1.1
		4.55	21 ± 2	
		0.197	13 ± 3	
9.65 ^g	$\frac{3}{2}, \frac{5}{2}$	1.35	61 ± 7	
		4.55	26 ± 6	
		1.35	41 ± 9	
		1.55	59 ± 9	

Table 19.10: Radiative transitions in ^{19}F ^a (continued)

E_i (MeV)	J_i^π	E_f (MeV)	Branching ratio (%)	δ
9.67	$\frac{3}{2}^+$	0	22 ± 2	-0.72 ± 0.04 or -10 ± 4
		0.110	20 ± 2	0.00 ± 0.05
		0.197	9 ± 1	0.30 ± 0.03 or 1.7 ± 0.3
		1.35	9 ± 1	0.00 ± 0.03
		1.46	5 ± 1	0.00 ± 0.07
		1.55	10 ± 1	0.00 ± 0.06 or -4.2 ± 1.3
		3.91	5.5 ± 0.5	0.12 ± 0.03 or -7.5 ± 2.0
		4.38	0.5 ± 0.2	
		4.55	8 ± 1	0.00 ± 0.03 or 4.7 ± 0.5
		5.11	1.5 ± 0.3	0.00 ± 0.05
		5.34	1.0 ± 0.2	-0.22 ± 0.03 or 3.3 ± 0.2
		6.84	1.0 ± 0.3	0.05 ± 0.02 or 3.3 ± 0.2
		7.54	4.0 ± 0.3	0.02 ± 0.03
		7.66	3.5 ± 0.3	0.14 ± 0.04
		9.71 ^g	$\frac{9}{2}^+, \frac{11}{2}^-$	2.78
4.03	80 ± 4			
4.65	1 ± 1			
9.82	$\frac{5}{2}^-$			0.110
9.82	$\frac{5}{2}^-$	0.197	41 ± 2	0.00 ± 0.05
		1.35	2.4 ± 0.5	-0.6 ± 0.2
		1.46	8 ± 1	-0.07 ± 0.05 or 2.7 ± 0.7
		1.55	30 ± 2	0.01 ± 0.04
		4.00	1.0 ± 0.2	0.0 ± 0.2 or ∞
		4.55	0.5 ± 0.1	0.30 ± 0.15
		4.68	4.8 ± 0.3	0.0 ± 0.1 or -1.7 ± 0.4
		5.11	0.3 ± 0.2	0.4 ± 0.5 or ∞
		5.42	10 ± 1	-0.04 ± 0.05 or ∞
		5.54	0.6 ± 0.2	0.0 ± 0.2
		5.62	0.7 ± 0.2	0.33 ± 0.15 or -3.4 ± 1.2
		9.83 ^g	$\frac{11}{2} \rightarrow \frac{15}{2}$	4.65
9.87	$\frac{11}{2}^-$			2.78
9.87	$\frac{11}{2}^-$	4.00	4.2 ± 1.0	
		4.03	24 ± 2	-0.43 ± 0.05 or 2.2 ± 0.2
		4.65	2.1 ± 0.8	
		6.10	3.8 ± 0.8	0.2 ± 0.1 or 2.7 ± 1.0
		6.50	1.9 ± 0.7	-0.4 ± 0.7
		8.29	1.0 ± 0.3	

Table 19.10: Radiative transitions in ^{19}F ^a (continued)

E_i (MeV)	J_i^π	E_f (MeV)	Branching ratio (%)	δ
9.89	$\frac{1}{2}^+$	0.197	15 ± 8	
		1.46	15 ± 5	
		3.91	32 ± 2	
		5.94	4 ± 1	
		6.09	13 ± 3	
		6.53	16 ± 2	
		7.66	5 ± 1	
9.93 ^g	$\frac{9}{2}^+$	0.197	1 ± 1	
		2.78	19 ± 1	
		5.46	10 ± 1	
		6.07	7 ± 1	
		6.33	8 ± 1	
		6.50	54 ± 2	
		6.50	54 ± 2	
10.09 ^g	$\frac{5}{2}^-, \frac{7}{2}^-$	0.197	10 ± 1	
		1.35	35 ± 2	
		4.00	19 ± 2	
		5.42	26 ± 2	
		6.07	10 ± 1	
10.14 ^g	$\frac{3}{2}^-$	1.35	29 ± 4	
		1.46	71 ± 4	
10.37 ^g	$\frac{7}{2} \rightarrow \frac{11}{2}$	4.03	100	
10.41 ^g	$\frac{13}{2}^+$	2.78	3 ± 1	
		4.68	88 ± 1	
		6.50	9 ± 1	

^a For references and other information see Tables 19.7 in (1978AJ03, 1983AJ01) and (1982OL02). See also Tables 19.11, 19.12 and 19.15 here. See also Table 2 here and (1987FO03) for $B(E2)$.

^b $|M|^2 = 21.4 \pm 0.3$ W.u.

^c $\Gamma_\gamma/\Gamma = 0.91 \pm 0.05$.

^d $\Gamma_\gamma/\Gamma = 0.76 \pm 0.15$ for $4.55 \rightarrow 0.20$ transition.

^e (1985DI16).

^f $\Gamma_\gamma = 4.7$ eV, $\Gamma_\gamma/\Gamma = 0.65 \pm 0.10$.

^g Branching ratios are the relative intensities at $\theta = 55^\circ$.

^h (1982VE05).

ⁱ (1980VE1A) and private communication to Fay Ajzenberg-Selove (1986).

^j g.s. + 0.110 + 0.197.

6. $^{13}\text{C}(^{10}\text{B}, \alpha)^{19}\text{F}$

$$Q_m = 14.238$$

Cross sections were measured for $E(^{10}\text{B}) = 17.16\text{--}31.32$ MeV at $\theta_{\text{lab}} = 14.3^\circ\text{--}41.6^\circ$ (1988MA07). Several excited states in ^{19}F were studied. A fluctuation and resonance analysis was carried out.

Table 19.11: Lifetimes of some ^{19}F states

$^{19}\text{F}^*$ (MeV)	J^π	τ_m	Refs.
0.110	$\frac{1}{2}^-$	0.853 ± 0.010 ns	mean: see (1972AJ02)
0.197	$\frac{5}{2}^+$	128.8 ± 1.5 ns	mean: see (1978AJ03)
1.35	$\frac{5}{2}^-$	4.17 ± 0.06 ps ^a	(1983BI03)
1.46	$\frac{3}{2}^-$	90 ± 20 fs	c
1.55	$\frac{3}{2}^+$	5 ± 3 fs	c
2.78	$\frac{9}{2}^+$	280 ± 30 fs	c
3.91	$\frac{3}{2}^+$	9 ± 5 fs	c
4.00	$\frac{7}{2}^-$	19 ± 7 fs	c
4.03	$\frac{9}{2}^-$	67 ± 5 fs	c
4.38	$\frac{7}{2}^+$	< 11 fs	c
4.55	$\frac{5}{2}^+$	< 50 fs	c
4.56	$\frac{3}{2}^-$	17_{-8}^{+10} fs	c
4.65	$\frac{13}{2}^+$	3.68 ± 0.38 ps ^b	(1983BI03)
4.68	$\frac{5}{2}^-$	15.4 ± 3.0 fs	c
5.11	$\frac{5}{2}^+$	< 30 fs	c
5.34	$\frac{1}{2}^{(+)}$	≤ 0.1 fs	c
5.42	$\frac{7}{2}^-$	≤ 0.9 fs	c
5.46	$\frac{7}{2}^+$	< 0.26 fs	c
5.62	$\frac{5}{2}^-$	≤ 1.3 fs	c

^a $|M|^2 = 21.4 \pm 0.3$ W.u. (1983BI03) for the E2 transition [1.35 \rightarrow 0.11]. See also (1985KE1C) and Table 19.8 in (1983AJ01).

^b $|M|^2 = 3.1 \pm 0.3$ W.u. (1983BI03). See also (1983AJ01).

^c See Table 19.8 in (1983AJ01) and Table 19.12 here.

7. $^{13}\text{C}(^9\text{Be}, t)^{19}\text{F}$

$$Q_m = 1.010$$

See (1983AJ01).

- | | |
|------------------------------------------------------------------|--------------------------|
| 8. (a) $^{14}\text{N}(^7\text{Li}, \text{d})^{19}\text{F}$ | $Q_{\text{m}} = 6.122$ |
| (b) $^{14}\text{N}(^{12}\text{C}, ^7\text{Be})^{19}\text{F}$ | $Q_{\text{m}} = -11.420$ |
| (c) $^{14}\text{N}(^{14}\text{N}, 2\alpha\text{p})^{19}\text{F}$ | $Q_{\text{m}} = -4.926$ |

See (1987AJ02).

- | | |
|-------------------------------------------------|------------------------|
| 9. $^{15}\text{N}(\alpha, \gamma)^{19}\text{F}$ | $Q_{\text{m}} = 4.014$ |
|-------------------------------------------------|------------------------|

Resonances in the yield of γ -rays are observed below $E_{\alpha} = 8.1$ MeV ($E_{\text{x}} = 10.4$ MeV): the parameters for these are displayed in Table 19.13. Branching ratios are shown in Table 19.10 and τ_{m} measurements in Table 19.11. The J^{π} values shown in Table 19.13 are based on correlation and angular distribution measurements and on branching ratio determinations. In work reported since the previous review (1987AJ02), measurements were made by (1987MA31) for the resonance at $E_{\text{x}} = 4.550$ or 4.556 MeV. Widths of nine states between $E_{\text{x}} = 8.288$ and 10.411 MeV were measured by (1988HE03). These new results are included in Table 19.13. See also the study by (1989GA06) of the $T = \frac{3}{2}$ levels at $E_{\text{x}} = 7.538, 7.660, 9.927$ MeV.

The discussion in (1987AJ02) notes that the ^{19}F levels involved in cascade decay are at $E_{\text{x}} = 3999.6 \pm 1.2, 4031.9 \pm 0.4, 4377 \pm 1$ and 4548 ± 2 keV. The $K^{\pi} = \frac{1}{2}^{-}$ band involves $^{19}\text{F}^*(0.110[\frac{1}{2}^{-}], 1.46[\frac{3}{2}^{-}], 1.35[\frac{5}{2}^{-}], 4.00[\frac{7}{2}^{-}], 4.03[\frac{9}{2}^{-}], 7.16[\frac{11}{2}^{-}])$ and possibly $^{19}\text{F}^*(8.29)[\frac{13}{2}^{-}]$ [J^{π} in brackets]. See, however, reaction 11. See (1972AJ02) for a discussion of the evidence for other assignments of J^{π} and K^{π} . $^{19}\text{F}^*(10.41)$ is likely to be the second $\frac{13}{2}^{+}$ ($2s, 1d$)³ state in ^{19}F . For references see (1983AJ01). See also the comment (1985DI16) and reply (1985MO20) on negative-parity alpha cluster states in ^{19}F .

- | | | |
|--------------------------------------------------------|-------------------------|------------------------|
| 10. (a) $^{15}\text{N}(\alpha, \text{p})^{18}\text{O}$ | $Q_{\text{m}} = -3.980$ | $E_{\text{b}} = 4.014$ |
| (b) $^{15}\text{N}(\alpha, \alpha')^{15}\text{N}$ | | |

Resonances observed in the $(\alpha, \alpha'\gamma)$ and $(\alpha, \text{p}\gamma)$ reactions and in the elastic scattering are displayed in Table 19.14. See also (1985OH04).

In work reported since the previous review (1987AJ02), nine states in ^{19}F between $E_{\text{x}} = 8.288$ and 10.411 MeV were studied by (1988HE03). Alpha widths were measured. $T = \frac{3}{2}$ levels at $E_{\text{x}} = 7.538, 7.660$ and 9.927 MeV were studied by (1989GA06). These results are included in Table 19.14.

In related work, optical potentials for $^{15}\text{N}+\alpha$ were extracted for $E_{\alpha} = 0-150$ MeV (1993AB02) and alpha particle strength functions were obtained from resonance parameters by (1988LE05). See also the tables of thermonuclear reaction rates (1985CA41, 1988CA26). Cross sections for α scattering on light nuclei for ion beam analysis are presented in (1991LE33).

Table 19.12: States in ^{19}F from $^{12}\text{C}(^{11}\text{B}, \alpha)$ ^a

$^{19}\text{F}^*$ (MeV) ^b	J^π ^b	Γ_γ/Γ	Γ_α (eV) ^c	Γ (eV) ^d
4.378	$\frac{7}{2}^+$	> 0.96		$> 6 \times 10^{-2}$
4.648	$\frac{13}{2}^+$	> 0.96		$(3.0 \pm 0.4) \times 10^{-4}$
4.683	$\frac{5}{2}^-$	> 0.85	$(2.0 \pm 0.3) \times 10^{-3}$	$(4.3 \pm 0.8) \times 10^{-2}$
5.107	$\frac{5}{2}^+$	0.97 ± 0.03	$(4.5 \pm 2.7) \times 10^{-3}$	$> 2 \times 10^{-2}$
5.418	$\frac{7}{2}^-$	0.040 ± 0.007	2.6 ± 0.7	
5.464	$\frac{7}{2}^+$	< 0.028	> 18	
6.070	$\frac{7}{2}^+$	< 0.025	1200	1200
6.100	$\frac{9}{2}^-$	< 0.038		
6.161	$\frac{7}{2}^-$	0.206 ± 0.017	2.9 ± 0.8	
6.330	$\frac{7}{2}^+$	< 0.017	2400	2400
6.500	$\frac{11}{2}^+$	> 0.18 ^e	≥ 2.4	
6.592	$\frac{9}{2}^+$	0.044 ± 0.006	7.3 ± 1.7	
6.927	$\frac{7}{2}^-$	< 0.008	2400	2400
7.166	$\frac{11}{2}^-$	0.025 ± 0.003	6.7 ± 1.1	
8.288	$\frac{13}{2}^-$	^e	900 ± 140	900 ± 140
8.629	$\frac{7}{2}^-$	< 0.006	66 ± 24	66 ± 24
8.953	$\frac{11}{2}^-$	< 0.002	3570 ± 50	3570 ± 50
9.100		^e		
9.710	$\frac{11}{2}^-$	< 0.007	124 ± 30	124 ± 30
9.834	$\frac{11}{2}, \frac{13}{2}$	0.045 ± 0.009	1.7 ± 0.5	< 200
9.873	$\frac{11}{2}^-$	0.43 ± 0.04	1.4 ± 0.3	< 500
9.895 ^f		< 0.01		
10.365	$\frac{7}{2} - \frac{11}{2}$	< 0.002	$(3.0 \pm 1.5) \times 10^3$	$(3.0 \pm 1.5) \times 10^3$
10.411	$\frac{13}{2}^+$	0.010 ± 0.002	246 ± 57	310 ± 110
10.927 ^f		0.051 ± 0.004		

^a (1989PR01).

^b Cited from (1987AJ02).

^c See Table 2 of (1989PR01).

^d See Table 1 of (1989PR01) for references.

^e Unresolved doublet.

^f New level observed in (1989PR01). The uncertainties in the excitation energies are ± 5 keV and ± 8 keV for the 9.895 MeV and 10.927 MeV levels, respectively.

Table 19.13: Resonances in $^{15}\text{N}(\alpha, \gamma)^{19}\text{F}$ ^a

E_α (MeV \pm keV)	$\Gamma_{\text{c.m.}}$ (keV)	$\omega\gamma$ (eV)	J^π	E_x (MeV \pm keV)
0.679 ^k	$[\Gamma_\alpha = (3.2 \pm 0.7) \times 10^{-5} \text{ eV}]$	$(9.7 \pm 2.0) \times 10^{-5}$	$\frac{5}{2}^+$	4.550
0.687 ^k	$[\Gamma_\alpha < 5 \times 10^{-6} \text{ eV}]$	$< 1 \times 10^{-5}$	$\frac{3}{2}^-$	4.556
0.85	$(42.8 \pm 8.5) \times 10^{-6}$ ^b	$(6.0 \pm 1.0) \times 10^{-3}$	$\frac{5}{2}^-$	4.681 ± 1
1.385 ± 3		$(13 \pm 8) \times 10^{-3}$ ^c	$\frac{5}{2}^+$	5.105 ± 2
1.678 ± 3	i	1.64 ± 0.16	$\frac{1}{2}^{(+)}$	5.337 ± 2
1.790		0.42 ± 0.09 ^c	$\frac{7}{2}^-$	5.427
1.839 ± 2	< 1	2.5 ± 0.4 ^c	$\frac{7}{2}^+$	5.465
1.883 ± 3	4 ± 1	4.2 ± 1.1 ^c	$\frac{3}{2}^+$	5.500
1.930		0.48 ± 0.11 ^c	$\frac{3}{2}^+$	5.54
2.035 ± 4		0.37 ± 0.09	$\frac{3}{2}^-$	5.620
2.441 ± 4		0.53 ± 0.13	$\frac{1}{2}^+$	5.938 ± 3
2.608 ± 2		2.70 ± 0.54	$\frac{7}{2}^+$	6.070 ± 1
2.631 ± 4		4.50 ± 0.90	$\frac{3}{2}^-$	6.088 ± 3
2.722 ± 2		2.40 ± 0.60	$\frac{7}{2}^-$	6.160 ± 1
2.873 ± 3		1.0 ± 0.2	$\frac{3}{2}^+$	6.282 ± 2
2.935 ± 3		0.76 ± 0.15	$\frac{7}{2}^+$	6.330 ± 2
3.1468 ± 1.5		1.7 ± 0.3	$\frac{3}{2}^+$	6.4976 ± 1.5
3.1498 ± 1.5		2.3 ± 0.4	$\frac{11}{2}^+$	6.5000 ± 1.5
3.183 ± 2		2.4 ± 0.4	$\frac{3}{2}^+$	6.526 ± 2
3.218 ± 2		0.63 ± 0.13	$\frac{7}{2}^-$	6.554 ± 2
3.267 ± 2		1.6 ± 0.3	$\frac{9}{2}^+$	6.592 ± 2
3.511 ± 3		10.9 ± 1.5	$\frac{3}{2}^-$	6.785 ± 2
3.576 ± 3		1.0 ± 0.2	$\frac{5}{2}^-$	6.836 ± 2
3.645 ± 5		6.1 ± 1.3	$\frac{3}{2}^-$	6.891 ± 4
3.688 ± 3		9.7 ± 1.4	$\frac{7}{2}^-$	6.925 ± 2
3.993 ± 2		1.00 ± 0.12 ^j	$\frac{11}{2}^-$	7.1662 ± 0.7
4.465		17.0 ± 2.7	$\frac{5}{2}^+; T = \frac{3}{2}$	7.538 ± 2
4.618		3.7 ± 0.9	$\frac{3}{2}^+; T = \frac{3}{2}$	7.659 ± 2
4.96 ± 3		2.3 ± 0.4	$\frac{7}{2}^+, \frac{9}{2}$	7.929
4.97 ± 3		3.1 ± 0.5	$\frac{11}{2}^+$	7.937
5.413 ± 5	< 1	0.53 ± 0.08	$\frac{13}{2}^-$	8.288 ± 2
5.438 ^e	< 1	2.1 ± 0.5 ^d	$\frac{5}{2}^+$	8.306 ± 4
5.519 ^e	7.5 ± 1.5	0.54 ± 0.2 ^d	$\frac{7}{2}, \frac{5}{2}^+$	8.370 ± 4
5.784	≈ 1	5.1 ± 1.3 ^d	$\frac{5}{2}$	8.579 ± 4
5.794		1.6 ± 0.35 ^{d, f}	$\frac{3}{2}$	8.587 ± 3
5.847 ^e	< 1	2.5 ± 0.4 ^d	$\frac{7}{2}^-$	8.629 ± 4
6.145	< 1	0.2 ± 0.05 ^d	$< \frac{9}{2}$	8.864 ± 4

Table 19.13: Resonances in $^{15}\text{N}(\alpha, \gamma)^{19}\text{F}$ ^a (continued)

E_α (MeV \pm keV)	$\Gamma_{\text{c.m.}}$ (keV)	$\omega\gamma$ (eV)	J^π	E_x (MeV \pm keV)
6.259 ^e	≈ 1	0.85 ± 0.2 ^d	$\frac{11}{2}^+, (\frac{9}{2}^+)$	8.953 ± 3
6.356	4.2 ± 1	0.53 ± 0.26 ^d	$\frac{5}{2}, \frac{7}{2}$	9.030 ± 5
6.442		0.48 ± 0.15 ^{d, g}	$\frac{7}{2}^+$	9.098 ± 4
6.445	≈ 1	0.40 ± 0.1 ^d	$\frac{7}{2}, \frac{9}{2}$	9.101 ± 4
6.526	9.9 ± 1.5	1.4 ± 1 ^d	$\frac{1}{2}, \frac{3}{2}$	9.165 ± 5
6.576	10 ± 1.5	1.5 ^d	$\frac{3}{2}$	9.204 ± 7
6.656	2 ± 1	0.15 ± 0.04 ^d	$\frac{11}{2}^+, \frac{9}{2}^+$	9.267 ± 4
6.672	< 1.5	0.38 ± 0.09 ^d	$\frac{7}{2}, \frac{9}{2}$	9.280 ± 5
6.723 ^e	3.4 ± 1	3.4 ± 1.7 ^d	$\frac{1}{2}^+$	9.320 ± 4
6.735	≈ 6		$< \frac{5}{2}$	9.329 ± 4
6.963	< 1	0.7 ± 0.2 ^d	$\frac{5}{2}^+, \frac{7}{2}^+$	9.509 ± 4
6.993	6.3 ± 1.5	0.5 ^d	$\frac{3}{2} \rightarrow \frac{7}{2}$	9.533 ± 6
7.057	9.6 ± 1.5	5.2 ± 3 ^d	$\frac{7}{2}$	9.584 ± 4
7.131	≈ 8	≈ 1 ^d	$\frac{3}{2}, \frac{5}{2}$	9.642 ± 6
7.146	≈ 6	≈ 2 ^d	$\frac{3}{2}, \frac{5}{2}$	9.654 ± 6
7.179	≈ 4	≈ 1 ^d	$\frac{1}{2}, \frac{3}{2}$	9.680 ± 6
7.217	< 1	4 ± 0.7 ^d	$\frac{9}{2}^+, \frac{11}{2}$	9.710 ± 4
7.349	< 1.5	3.5 ± 0.8 ^{d, h}	$\frac{5}{2}^+$	9.814 ± 4
7.375 ^e	< 0.2	0.51 ± 0.1 ^d	$\frac{11}{2} \rightarrow \frac{15}{2}$	9.834 ± 3
7.422	≈ 1.5	3.6 ± 0.6 ^d	$\frac{9}{2}^+, \frac{11}{2}^-$	9.872 ± 3
7.491	≈ 1	19.3 ± 3.0 ^d	$\frac{9}{2}^+$	9.926 ± 3
7.696	1.15 ± 0.14	2.37 ± 0.5 ^d	$\frac{5}{2}, \frac{7}{2}$	10.088 ± 5
7.749	3.2 ± 1	1.3 ± 0.4 ^d	$\frac{3}{2}, \frac{5}{2}$	10.130 ± 6
8.047	3 ± 1.5	0.9 ± 0.4 ^d	$\frac{7}{2} \rightarrow \frac{11}{2}$	10.365 ± 4
8.105	< 1.5	15.0 ± 3.0 ^d	$\frac{11}{2}^+, \frac{13}{2}^+$	10.411 ± 3

^a For references see Tables 19.8 in (1978AJ03) and 19.9 in (1983AJ01). For branching ratios see Table 19.10 here.

$$\omega\gamma = (\Gamma_\alpha \Gamma_\gamma / \Gamma) \frac{1}{2} (2J + 1).$$

^b $\Gamma_\alpha = 2.1 \pm 0.7$ meV, $\Gamma_\gamma = 40.7 \pm 8.1$ meV.

^c See also Table 19.7 in (1972AJ02).

^d $\omega\gamma$ measured at (55°) by (1978SY01) are uncorrected for angular distribution effects.

^e Value recalculated by reviewer (1987AJ02) from E_x .

^f $\Gamma_\alpha / \Gamma_p = 0.026 \pm 0.008$.

^g $\Gamma_\alpha / \Gamma_p = 0.1 \pm 0.04$. Using $\Gamma = 0.57 \pm 0.03$ keV (Table 19.18), $\Gamma_\alpha = 0.052 \pm 0.03$ keV, $\Gamma_p = 0.52 \pm 0.03$ keV.

^h $\Gamma_\alpha / \Gamma_p = 0.55 \pm 0.16$.

ⁱ See (1982KR05).

^j See also (1985DI16).

^k See (1987MA31).

Table 19.14: Levels of ^{19}F from $^{15}\text{N}(\alpha, p)$ and $^{15}\text{N}(\alpha, \alpha)$ ^a

E_α (MeV \pm keV) ^b	Γ_{lab} (keV)	J^π	E_x (MeV \pm keV)
1.878 ± 10	4	$\frac{3}{2}^+$	5.496
2.614 ± 10	1.5	$\frac{5}{2}^+$	6.077
2.635 ± 10	5	$\frac{5}{2}^-$	6.094
2.833 ± 10	10	$\frac{1}{2}^+$	6.250
2.883 ± 10	3	$\frac{5}{2}^+$	6.289
2.944 ± 10	3	$\frac{7}{2}^+$	6.338
3.060 ± 10	360	$\frac{1}{2}^-$	6.429 ± 8
3.194 ± 10	5	$\frac{1}{2}^+$	6.535
3.229 ± 10	2	$\frac{5}{2}^+$	6.563
3.525 ± 10	3	$\frac{3}{2}^-$	6.796
3.587 ± 10	1.5	$(\frac{5}{2}, \frac{3}{2}^+)$	6.845
3.648 ± 10	35	$\frac{5}{2}^-$	6.893
3.705 ± 10	3	$(\frac{9}{2}, \frac{7}{2}^+)$	6.938
3.770 ± 10	64	$\frac{1}{2}^-$	6.989 ± 8
3.930 ± 10	40	$\frac{7}{2}^+$	7.116 ± 8
4.127	< 8		7.271
4.23	< 82	$\frac{7}{2}^+$	7.35
4.465^f	0.16 ± 0.05	$\frac{5}{2}^+; T = \frac{3}{2}$	7.538
4.49	< 110	$\frac{7}{2}^+$	7.56
4.53	< 50	$\frac{5}{2}^+$	7.59
4.619^f	0.0028 ± 0.0008	$\frac{3}{2}^+; T = \frac{3}{2}$	7.660
4.710	< 40	$\frac{1}{2}^-$	7.731
4.780	< 8		7.787
4.93	< 260		7.90^e
(5.005)	(< 8)		(7.964)
(5.018)	(< 5)		(7.974)
5.116	< 8		8.052
5.203	< 8		8.120
5.232	< 6		8.143
5.25	< 65		8.16
5.284	< 10		8.184

Table 19.14: Levels of ^{19}F from $^{15}\text{N}(\alpha, \text{p})$ and $^{15}\text{N}(\alpha, \alpha)$ ^a (continued)

E_α (MeV \pm keV) ^b	Γ_{lab} (keV)	J^π	E_x (MeV \pm keV)
5.415 ^c	0.90 ± 0.10	$\frac{13}{2}^-$	8.288
5.481	< 10		8.340
5.847 ^c	0.066 ± 0.024	$\frac{7}{2}^{(-)}$	8.629
6.259 ^c	3.57 ± 0.05	$\frac{11}{2}^-$	8.954
6.963 ^c	0.46 ± 0.05	$\frac{7}{2}^+$	9.509
7.216 ^c	0.12 ± 0.03	$\frac{11}{2}^-$	9.709
7.373 ^c	< 0.2	$(\frac{11}{2} - \frac{15}{2})$	9.833
7.430 ^c	< 0.5	$\frac{11}{2}^-$	9.878
7.491 ^f	0.61 ± 0.09	$\frac{9}{2}^+; T = \frac{3}{2}$	9.926
7.695 ^c	1.15 ± 0.14	$\frac{5}{2}^-$	10.087
7.877 ^d	< 1	$\frac{1}{2}^+$	10.231 ± 4
7.977 ^d		$\frac{3}{2}^+$	10.308 ± 4
8.104 ^c	0.31 ± 0.11	$\frac{13}{2}^+$	10.410
8.179 ^d	13.8 ± 1.5		10.469 ± 4
8.205 ^d	6.0 ± 1.0		10.488 ± 4
8.220	5.4 ± 1.0	$\frac{3}{2}^+$	10.501 ± 4
8.245	18 ± 2		10.521 ± 4
8.277	2.5 ± 1		10.546 ± 4
8.287 ^d	5.0 ± 1.5	$\frac{3}{2}^+$	10.554 ± 4
8.307 ^d	3.7 ± 1		10.560 ± 4

^a For references see Tables 19.9 in (1978AJ03) and 19.10 in (1983AJ01). See also footnote ^c.

^b Resonances below $E_\alpha = 5.5$ MeV are observed in (α, α_0) ; resonances above that energy are observed in $(\alpha, \text{p}\gamma)$ and $(\alpha, \alpha'\gamma)$, except those labelled ^c.

^c $^{15}\text{N}(\alpha, \alpha_0)$ (1988HE03). The total width shown is in the c.m. system and assumes $\Gamma_{\text{tot}} = \Gamma_{\alpha_0}$.

^d Value recalculated by reviewer (1987AJ02) from E_x .

^e See, however, reaction 32.

^f (1989GA06). The total width is in the c.m. system and assumes $\Gamma_{\text{tot}} = \Gamma_{\alpha_0}$.

11. $^{15}\text{N}({}^6\text{Li}, \text{d})^{19}\text{F}$

$$Q_m = 2.539$$

At $E(^6\text{Li}) = 22$ MeV angular distributions are reported to $^{19}\text{F}^*(0.11, 1.35[\text{u}], 1.46, 4.0[\text{u}], 8.29[\text{u}])$. Comparisons are made with the results from the $^{16}\text{O}(^6\text{Li}, \text{d})^{20}\text{Ne}$ reaction, in an attempt to determine whether $^{19}\text{F}^*(8.95)$ is the $\frac{11}{2}^-$ member of the $K^\pi = \frac{1}{2}^-$ band, of which $^{19}\text{F}^*(8.29)$ is the $\frac{13}{2}^-$ member (1984MO08, 1985DI16, 1985MO20). Configuration mixing appears to be involved in the $\frac{11}{2}^-$ states [$^{19}\text{F}^*(7.17, 8.95, 9.87)$] and in the $\frac{7}{2}^-$ states [$^{19}\text{F}^*(4.00, 5.42)$] to which they decay (1987FO03).

$$12. \ ^{15}\text{N}(^7\text{Li}, \text{t})^{19}\text{F} \quad Q_{\text{m}} = 1.547$$

This reaction has been studied at $E(^7\text{Li}) = 40$ MeV: see Table 19.11 in (1983AJ01).

$$13. \ ^{15}\text{N}(^{11}\text{B}, ^7\text{Li})^{19}\text{F} \quad Q_{\text{m}} = -4.651$$

See (1983AJ01).

$$14. \ ^{15}\text{N}(^{13}\text{C}, ^9\text{Be})^{19}\text{F} \quad Q_{\text{m}} = -6.634$$

Groups are reported at $E(^{13}\text{C}) = 105$ MeV leading to states which are generally unresolved; J^π assignments are suggested: see (1983AJ01).

$$\begin{array}{lll}
 15. \text{ (a)} \ ^{16}\text{O}(\text{t}, \gamma)^{19}\text{F} & Q_{\text{m}} = 11.700 & \\
 \text{ (b)} \ ^{16}\text{O}(\text{t}, \text{n})^{18}\text{F} & Q_{\text{m}} = 1.269 & E_{\text{b}} = 11.700 \\
 \text{ (c)} \ ^{16}\text{O}(\text{t}, \text{p})^{18}\text{O} & Q_{\text{m}} = 3.706 & \\
 \text{ (d)} \ ^{16}\text{O}(\text{t}, \text{t}')^{16}\text{O} & & \\
 \text{ (e)} \ ^{16}\text{O}(\text{t}, \alpha)^{15}\text{N} & Q_{\text{m}} = 7.686 &
 \end{array}$$

For reaction (a) see (1978AJ03). The excitation function for reaction (b) has been measured for $E_{\text{t}} = 0.3$ to 3.7 MeV: there is evidence for a maximum at $E_{\text{t}} = 2.5$ MeV. For resonances in the yields of $p_0, p_1, \alpha_0, \alpha_{1+2}$ see (1978AJ03). The elastic yield [reaction (d)] shows a large number of resonances; their parameters are displayed in Table 19.15. See also (1987AJ02).

More recently, double differential neutron yields for reaction (b) at $E_{\text{x}} = 20$ MeV were reported in (1993DR03, 1993DR04). An analysis of reaction (d) by a quasi-resonating-group method is described in (1987ZH13). A study of the isospin dependence of the $A = 3$ isospin potential using reaction (d) for $E_{\text{x}} = 33$ MeV is discussed in (1987EN06). See also (1986AI04).

Table 19.15: Resonances in $^{16}\text{O}(t, t)$ ^a

$E_{\text{c.m.}}$ (MeV)	E_x (MeV \pm keV)	J^π	$\Gamma_{\text{c.m.}}$ (keV)
1.368	13.068 ± 4	$\frac{1}{2}^+$	< 10
1.545	13.245 ± 10	$\frac{1}{2}^-$	7
1.570	13.270 ± 10	$\frac{1}{2}^+$	4.5
1.832	13.532 ± 10	$\frac{1}{2}^+$	22
2.018	13.718 ± 20	$\frac{3}{2}^-$	128
2.178	13.878 ± 15	$\frac{1}{2}^+$	101
2.447	14.147 ± 20	$\frac{1}{2}^+$	21
2.555	14.255 ± 15	$\frac{3}{2}^+$	51
2.652	14.352 ± 10	$\frac{1}{2}^+$	154
2.759	14.459 ± 25	$\frac{3}{2}^+$	179
2.763	14.463 ± 25	$\frac{5}{2}^+$	46

^a For references see (1978AJ03).

16. (a) $^{16}\text{O}(^3\text{He}, p)^{18}\text{F}$ $Q_m = 2.032$

(b) $^{16}\text{O}(^3\text{He}, \alpha)^{15}\text{O}$ $Q_m = 4.914$

The use of reaction (a) in an ^{18}F production technique with natural water is described in (1991SU17). An ion beam technique for oxygen analysis using reaction (b) is discussed in (1992CO08).

17. $^{16}\text{O}(\alpha, p)^{19}\text{F}$ $Q_m = -8.114$

Angular distributions have been measured at $E_\alpha = 20.1$ to 40 MeV: see (1978AJ03, 1983AJ01, 1987AJ02). States observed in this reaction are displayed in Table 19.12 of (1978AJ03). See also the shell-model study of nuclear form factors in (1987LE15). An application of a perturbed angular correlation measurement to the study of high temperature superconducting oxides is described in (1990KOZG).

18. $^{16}\text{O}(^6\text{Li}, ^3\text{He})^{19}\text{F}$ $Q_m = -4.095$

This reaction (and its mirror reaction $^{16}\text{O}(^6\text{Li}, t)^{19}\text{Ne}$ [see ^{19}Ne , reaction 5]) have been studied at $E(^6\text{Li}) = 24$ and 46 MeV: see (1978AJ03, 1983AJ01). Members of the $K^\pi = \frac{1}{2}^+$ and $\frac{1}{2}^-$

rotational bands have been identified: see Table 19.16. Other groups, mainly to unresolved states, have also been observed. A recent measurement to determine the structure of ^{19}F between $E_x = 5.5\text{--}7.5$ MeV was reported in (1992ROZZ).

$$19. \text{}^{16}\text{O}(\text{}^7\text{Li}, \alpha)\text{}^{19}\text{F} \quad Q_m = 9.233$$

Many states have been populated in this reaction: see Table 19.14 in (1978AJ03) and (1984MO28; $E(^7\text{Li}) = 20$ MeV). Angular distributions in the latter work have been analyzed via Hauser-Feshbach compound nucleus calculations and FRDWBA. The $K^\pi = \frac{1}{2}^+$ and $\frac{1}{2}^-$ states [see Table 19.16] are discussed in (1984MO28).

More recently a discussion of the theory of cluster-stripping reactions was presented in (1990OS03). Differential cross sections were calculated with the exact finite-range distorted wave Born approximation (1991OS04).

$$20. \text{}^{16}\text{O}(\text{}^{10}\text{B}, \text{}^7\text{Be})\text{}^{19}\text{F} \quad Q_m = -6.969$$

See reaction 6 in ^{19}Ne . See also (1983AJ01).

$$21. \text{}^{16}\text{O}(\text{}^{11}\text{B}, \text{}^8\text{Be})\text{}^{19}\text{F} \quad Q_m = 0.477$$

See (1978AJ03).

$$22. \text{(a) } \text{}^{16}\text{O}(\text{}^{12}\text{C}, \text{}^9\text{B})\text{}^{19}\text{F} \quad Q_m = -15.666$$

$$\text{(b) } \text{}^{16}\text{O}(\text{}^{13}\text{C}, \text{}^{10}\text{B})\text{}^{19}\text{F} \quad Q_m = -12.176$$

See (1983AJ01, 1987AJ02).

$$23. \text{}^{17}\text{O}(\text{d}, \text{t})\text{}^{16}\text{O} \quad Q_m = 2.114 \quad E_b = 13.814$$

For early polarization measurements see (1983AJ01). More recently differential cross sections and analyzing powers were measured for $E_d = 89$ MeV (1990SA27). See ^{16}O , reaction 67 in (1993TI07). For other channels see (1978AJ03).

Table 19.16: Levels of ^{19}F and ^{19}Ne from $^{16}\text{O}(^6\text{Li}, ^3\text{He})$ and $^{16}\text{O}(^6\text{Li}, t)$ ^a

J^π ^b	E_x in ^{19}F (MeV)			E_x in ^{19}Ne (MeV)		
	$K^\pi = \frac{1}{2}^+$	$K^\pi = \frac{1}{2}^-$	other	$K^\pi = \frac{1}{2}^+$	$K^\pi = \frac{1}{2}^-$	other
$\frac{1}{2}^+$	0			0.0		
$\frac{3}{2}^+$	1.56			1.54 ^d		
$\frac{5}{2}^+$	0.20			0.24		
$\frac{7}{2}^+$	5.47			5.42		
$\frac{9}{2}^+$	2.78			2.79 ^d		
$\frac{11}{2}^+$	(6.50) ^c					
$\frac{13}{2}^+$	4.65			4.64		
$\frac{1}{2}^-$		0.11			0.28	
$\frac{3}{2}^-$		1.46			1.62 ^d	
$\frac{5}{2}^-$		1.35			1.51 ^d	
$\frac{7}{2}^-$		4.00			4.20 ^f	
$\frac{9}{2}^-$		4.03			4.14 ^f	
$\frac{3}{2}^+$			3.91			4.03
$\frac{7}{2}^+$			4.38			4.38
$\frac{5}{2}^+$ (+)			4.55			4.55 ^d
$\frac{3}{2}^-$, ($\frac{1}{2}^-$)			4.56			4.593 ± 0.006
$\frac{5}{2}^-$			4.68			4.71
$\frac{5}{2}^-$ (-)			5.11			5.09 ^e
$\frac{5}{2}^+$			5.34			
$\frac{7}{2}^-$			5.43			

^a For references see Table 19.13 in (1983AJ01). E_x values shown are nominal.

^b J^π assignments based on similarities in angular distributions, and on known spin of one of the analog states.

^c Not strongly populated at $E(^6\text{Li}) = 24$ MeV.

^d J^π assignments based on similarities in σ_{max} in both reactions, and on known spin of analog state.

^e $J^\pi = (\frac{5}{2}^-; \frac{7}{2}^-)$; at 4.78 MeV is also reported.

^f See, however, reaction 5 in ^{19}Ne .

Table 19.17: Some bound states of ^{19}F involved in the capture γ -rays from $^{18}\text{O} + \text{p}$ ^a

E_x (keV)	E_x (keV)	E_x (keV)
4648 ± 1	6088 ± 1	6839 ± 1
5107 ± 1	6100 ± 2 ^c	6930 ± 3
5338 ± 4	6163 ± 2	6989 ± 3
5418 ± 1	6255 ± 1	7262 ± 2 ^d
5462 ± 2	6283 ± 3	7364 ± 4 ^e
5501 ± 2	6493 ± 3	7540 ± 1
5535 ± 2	6500 ± 1	7661 ± 1
5621 ± 1 ^b	6529 ± 2	
5938 ± 1	6789 ± 2	

^a (1980WI17). See also Tables 19.10 and 19.18.

^b $J^\pi = \frac{5}{2}^-$.

^c $J^\pi = \frac{9}{2}^-$.

^d $J^\pi = \frac{1}{2}^-, \frac{3}{2}$.

^e $J^\pi = \frac{1}{2}^+$.

$$24. \ ^{17}\text{O}(^3\text{He}, \text{p})^{19}\text{F} \quad Q_m = 8.320$$

States studied in this reaction at $E(^3\text{He}) = 18$ MeV are displayed in Table 19.14 of (1983AJ01). A study involving states with $E_x \leq 7$ MeV was reported by (1986SE08).

$$25. \ ^{17}\text{O}(\alpha, \text{d})^{19}\text{F} \quad Q_m = -10.033$$

At $E_\alpha = 47.5$ MeV angular distributions have been studied for deuterons leading to the $\frac{1}{2}^+$, $\frac{5}{2}^+$, $\frac{3}{2}^+$, $\frac{9}{2}^+$, $\frac{13}{2}^+$ and $\frac{7}{2}^+$ members of the $K = \frac{1}{2}^+$ band [$^{19}\text{F}^*(0, 0.197, 1.55, 2.78, 4.65, 5.47)$], to two $\frac{11}{2}^+$ states $^{19}\text{F}^*(6.49, 7.94)$ [both of which are strongly populated] and to the $\frac{7}{2}^+$ state at 4.38 MeV. The reaction populates strongly only those positive-parity states that are predominantly (sd)³: see (1983AJ01).

$$26. \ ^{18}\text{O}(\text{p}, \gamma)^{19}\text{F} \quad Q_m = 7.994$$

This reaction was studied for $E_p = 80$ to 2200 keV by (1980WI17). A large number of resonances have been investigated and E_{res} , total and partial widths, branching and mixing ratios

and $\omega\gamma$ values are reported. Transition strength arguments as well as analyses of γ -ray angular distribution data lead to J^π assignments: see Tables 19.10, 19.17, and 19.18 for a display of the results. More recently measurements were made for $E_p < 0.22$ MeV by (1990VO06), and the results are included in Table 19.18.

Table 19.18: Resonances in $^{18}\text{O}(p, \gamma)^{19}\text{F}$ ^a

E_p (keV)	Γ_{lab} (keV)	$\omega\gamma$ (eV)	J^π	E_x (keV)
50 – 120 ^k		$< (0.02 \pm 0.02) \times 10^{-6}$ ^k		< 8.108 ^k
150.5 ± 0.5 ^k	< 0.5 ^k	$(0.92 \pm 0.06) \times 10^{-3}$ ^k	$\frac{1}{2}^+$ ^k	8.1367 ^e
214.7 ± 0.5 ^k	< 0.8 ^k	$(5.0 \pm 1.0) \times 10^{-6}$ ^k		8.199 ^k
274 ± 3	< 1.5	$(3.7 \pm 0.5) \times 10^{-5}$	$< \frac{7}{2}$	8.254
334 ± 2	< 1	$(0.95 \pm 0.08) \times 10^{-3}$	$\frac{5}{2}^+$	8.310 ^f
622 ± 2	< 0.5	$(10 \pm 2) \times 10^{-3}$	$\frac{5}{2}^+$	8.583
629.6 ± 0.3	2.0 ± 0.3	0.10 ± 0.02	$\frac{3}{2}^-$	8.5904 ^g
≈ 680	300		$\frac{3}{2}^-$	8.638
841 ± 2	48 ± 2	1.4 ± 0.2	$\frac{1}{2}^+$ ^b [$T = \frac{3}{2}$]	8.791 ^h
977 ± 2	10 ± 2	$(1.5 \pm 0.2) \times 10^{-2}$	$\frac{3}{2}$	8.919
1166.5 ± 0.4		0.29 ± 0.03 ^j	$\frac{7}{2}^-$	9.0988 ⁱ
1398 ± 2	3.6 ± 0.8	0.08 ± 0.01	$\frac{3}{2}^+$	9.318
1630 ± 2 ^c	7 ± 2	0.025 ± 0.005	$\frac{5}{2}^+$	9.538
1660 ± 3	27 ± 3	0.041 ± 0.010	$\frac{3}{2}^-$	9.566
1670 ± 4	70 ± 3	0.06 ± 0.01	$\frac{3}{2}^-$	9.576
1684 ± 4	8 ± 2	0.025 ± 0.004	$\frac{7}{2}$	9.589
1768 ± 1.4	3.8 ± 0.4	1.2 ± 0.2	$\frac{3}{2}^+$	9.668
1928.4 ± 0.6 ^d	0.3 ± 0.05	2.8 ± 0.7	$\frac{5}{2}$	9.820
1986 ± 2	< 1.5	0.13 ± 0.04	$\frac{11}{2}^-$	9.875
1996 ± 4	26 ± 2	0.14 ± 0.05	$\frac{1}{2}^+$	9.884
2263.0 ± 0.7	5.0 ± 1.0		$\frac{3}{2}^-$	10.137
> 2300 ^d				

^a Mostly from (1980WI17). See Tables 19.15 in (1978AJ03) and 19.16 in (1983AJ01) for other early references. See also Tables 19.10 and 19.17.

^b Supported by direct capture into this state with a $\sin^2 \theta$ distribution of the d.c. γ -rays and by interference patterns near the resonance.

^c Decays partly (see Table 19.10) via a state at 8015 ± 2 keV with $J^\pi = \frac{5}{2}^+$.

^d See Table 19.15 in (1978AJ03).

^e $\Gamma_p = 0.17$ eV, $\Gamma_\alpha = 220$ eV, $\Gamma_\gamma = 1.3$ eV.

^f $\Gamma_\gamma = 0.71 \pm 0.17$ eV, $\Gamma_p = 0.019 \pm 0.009$ eV, $\Gamma_\alpha = 46 \pm 19$ eV, $\Gamma_{\text{total}} = 47 \pm 19$ eV.

^g $\Gamma_\gamma = 0.85 \pm 0.17$ eV, $\Gamma_p = 224 \pm 43$ eV, $\Gamma_\alpha = 3410 \pm 1220$ eV.

^h The strength of the transition to $^{19}\text{F}^*(7.62)$ [see Table 19.20] limits J to $\frac{1}{2}$ or $\frac{3}{2}$ for that state.

ⁱ The angular distribution of the γ -ray from this state to $^{19}\text{F}^*(5.62)$ and branching ratio arguments lead to $J = \frac{5}{2}$ for that state.

^j (1982BE29).

^k (1990VO06).

Absolute cross sections measured for direct capture lead to C^2S values for a number of states of ^{19}F . Reduced widths and J^π determinations led (1980WI17) to postulate $^{19}\text{F}^*(3.91, 4.55, 4.38, 6.59, 6.50, 10.43)$ as the $J^\pi = \frac{3}{2}^+, \frac{5}{2}^+, \frac{7}{2}^+, \frac{9}{2}^+, \frac{11}{2}^+, \frac{13}{2}^+$ states of the $K^\pi = \frac{3}{2}^+$ rotational band; $^{19}\text{F}^*(7.70$ or $7.26, 6.09, 9.82, 6.93, 9.87)$ as the $J^\pi = \frac{1}{2}^-, \frac{3}{2}^-, \frac{5}{2}^-, \frac{7}{2}^-$ and $\frac{11}{2}^-$ members of the excited $K^\pi = \frac{1}{2}^-$ rotational band; and $^{19}\text{F}^*(4.56, 4.68, 5.42, 6.10, 7.17)$ as the $J^\pi = \frac{3}{2}^-, \frac{5}{2}^-, \frac{7}{2}^-, \frac{9}{2}^-$ and $\frac{11}{2}^-$ members of the $K^\pi = \frac{3}{2}^-$ rotational band. Evidence suggesting the presence of isospin mixing in the $\frac{5}{2}^+$, first $T = \frac{3}{2}$ state in ^{19}F at 7.54 MeV has been pointed out (1980WI17). See also Table 19.9.

Stellar reaction rates have also been calculated: the data cover $T_9 = 0.01$ – 5.0 . The consequences for the final termination of the CNO tri-cycle are discussed by (1980WI17). See also (1987AJ02). See also the more recent tables of thermonuclear reaction rates in (1983HA1B, 1985CA41, 1988CA26).

27. $^{18}\text{O}(p, n)^{18}\text{F}$

$$Q_m = -2.437$$

$$E_b = 7.994$$

Yield measurements are reported from $E_p = 2.5$ to 13.5 MeV [see (1978AJ03) for the references]. The observed resonances are displayed in Table 19.19. Measurements of spin observables for this reaction with polarized protons at $E_p = 135$ MeV were reported by (1989WAZZ). Total cross sections for production of ^{18}F for $E_p < 30$ MeV were measured by (1990WA10). A cryogenic ^{18}O target technique is discussed in (1993FI08). See also (1986AI04).

28. $^{18}\text{O}(p, p')^{18}\text{O}$

$$E_b = 7.994$$

Scattering studies have been carried out for $E_p = 0.6$ to 16.3 MeV and for $E_p = 6.1$ to 16.6 MeV: see (1978AJ03, 1983AJ01, 1987AJ02). Pronounced resonant structure is evident up

to 14 MeV. Observed resonances are shown in Table 19.20. For polarization measurements see (1982GL08; $E_p = 800$ MeV). See also (1987AJ02) and (1989PLZV).

Table 19.19: Resonances in $^{18}\text{O}(p, n)^{18}\text{F}$ ^a

E_p (MeV \pm keV)	$\Gamma_{\text{c.m.}}$ (keV)	Res. in yield of ^b	J^π	E_x in ^{19}F (MeV)
2.643 \pm 1.0	6.2 \pm 0.5	n	$(\frac{3}{2})$	10.497
2.691 \pm 1.0	2.5 \pm 0.2	n		10.542
2.717 \pm 1.5	5.2 \pm 0.5	n		10.567
2.767 \pm 1.5	4.7 \pm 0.5	n	$\frac{5}{2}(+)$	10.614
2.923 \pm 4	6 \pm 3	n		10.762
3.025 \pm 2.0	24.0 \pm 15	n	$\frac{3}{2}$	10.859
(3.08 \pm 20)	\approx 60	n		(10.91)
3.148 \pm 3	14 \pm 2	n		10.975
3.164 \pm 2.5	7 \pm 2	n		10.990
3.250 \pm 2.5	35 \pm 4	n	$\frac{3}{2}$	11.072
3.370 \pm 4	17 \pm 4	n		11.185
3.463 \pm 3	7 \pm 2	n		11.273
3.470 \pm 15	70 \pm 20	n		11.280
3.653 \pm 4	40 \pm 10	n, n ₁		11.453
3.680 \pm 5	7 \pm 3	n		11.479
3.705 \pm 5	4 \pm 2	n, n ₁		11.502
3.748 \pm 15	50 \pm 15	n		11.543
3.775 \pm 7	15 \pm 10	n, n ₂	$(T = \frac{3}{2})$	11.569
(3.79 \pm 20)	60 \pm 20	n		(11.58)
3.863 \pm 4	45 \pm 10	n, n ₁		11.652
4.00		n ₁ , n ₃		(11.78)
4.06 \pm 10 ^c	< 50	n, n ₁		11.84
4.11		n ₁		(11.89)
4.16 \pm 10	90	n, n ₁		11.93
4.33		n ₁ , n ₃		(12.09)
4.37 \pm 10	100	n, n ₁ , n ₂		12.13
4.47	50	n, n ₁ , n ₂ , n ₃		12.23
4.58 \pm 10 ^d		n ₁		(12.33)
4.70		n ₃		(12.44)

Table 19.19: Resonances in $^{18}\text{O}(\text{p}, \text{n})^{18}\text{F}$ ^a (continued)

E_p (MeV \pm keV)	$\Gamma_{\text{c.m.}}$ (keV)	Res. in yield of ^b	J^π	E_x in ^{19}F (MeV)
4.83		$\text{n}_1, \text{n}_2, \text{n}_3$		(12.57)
4.90		n_2		(12.63)
5.05 ± 10	200	$\text{n}, \text{n}_1, \text{n}_2$		12.78
5.10		n_1, n_2		(12.82)
5.20		n_2, n_3		(12.92)
5.35		$\text{n}, \text{n}_1, \text{n}_2, \text{n}_3$		13.06
5.47 ± 15	70	n, n_1		13.17
5.622 ± 15	30	$\text{n}, \text{n}_1, \text{n}_2$	$(T = \frac{3}{2})$	13.317
5.76		n_1, n_3		(13.45)
6.061 ± 15	50	$\text{n}, \text{n}_1, \text{n}_2$	$(T = \frac{3}{2})$	13.73
6.60 ± 15	350	n		14.24
(6.70 \pm 15)		n		(14.34)
7.17 ± 20	300	n		14.78
7.40 ± 20		n		15.00
(7.8)		n		(15.4)
(7.98)		n		(15.55)
8.19 ± 25	150	n		15.75
8.74 ± 25	200	n		16.27
9.30 ± 30		n		16.80

^a See Table 19.16 in (1978AJ03) for the references.

^b n without subscript refers to total neutron yield.

^c Errors here and below are estimated from published data of (1964BA16) by H.B. Willard, private communication to Fay Ajzenberg-Selove.

^d See also (1982DI11).

Coupled-channel analyses of cross section and analyzing power data for $E_p = 398\text{--}697$ MeV were carried out by (1988DE31). A Dirac optical model analysis for $E_p = 800$ MeV was reported by (1990PH02).

29. $^{18}\text{O}(\text{p}, \text{t})^{16}\text{O}$

$Q_m = -3.706$

$E_b = 7.994$

Table 19.20: Energy levels of ^{19}F from $^{18}\text{O}(p, p)^{18}\text{O}$ and $^{18}\text{O}(p, \alpha)^{15}\text{N}$ ^a

E_p (MeV \pm keV)	Γ_{lab} (keV)	Particles out	Γ_p^b (keV)	Γ_α^b (keV)	J^π	E_x (MeV)
0.095 ± 3^c	≤ 3	α_0				8.084
0.152 ± 1^c	≤ 0.5	α_0				8.138
0.216 ± 1^c	≤ 1	α_0				8.199
0.334 ± 1^c	≤ 1	α_0				8.310
0.6326 ± 0.4^c	2.1 ± 0.1	p_0, α_0	0.065 ± 0.006	2.0 ± 0.2	$\frac{3}{2}^-$	8.5933
$\approx 0.695^c$	≈ 340	p_0, α_0	5^d	95^d	$\frac{1}{2}^+$	8.65
$0.846 \pm 1.5^{c, g}$	47 ± 1	p_0, α_0	26 ± 1.5	21 ± 1	$\frac{1}{2}^+; T = \frac{3}{2}$	8.795
0.9870 ± 0.7	3.8 ± 0.2	p_0, α_0	0.080 ± 0.007	3.7 ± 0.3	$\frac{3}{2}^-$	8.929
(1.135)	140					(9.069)
1.1685 ± 0.5	0.60 ± 0.03	p_0, α_0	0.005 ± 0.0006	0.595 ± 0.08	$\frac{7}{2}^+$	9.1007
1.2390 ± 1	6.1 ± 0.3	$p_0, (\alpha_0)$	0.40 ± 0.03	5.7 ± 0.4	$\frac{1}{2}^+$	9.167
1.4025 ± 1	5.2 ± 0.2	p_0, α_0	0.23 ± 0.02	5.0 ± 0.4	$\frac{1}{2}^+$	9.322
1.620 ± 6	30	p_0, α_0			$(\frac{5}{2})$	9.528
1.668 ± 6	27	p_0, α_0			$\frac{3}{2}$	9.574
1.766 ± 3	3.6	p_0, α_0	2.1	1.5	$\frac{3}{2}^+$	9.666
1.928 ± 3	0.16	p_0, α_0	0.09	0.07	$(\frac{5}{2}, \frac{7}{2})^-$	9.820
2.001 ± 4	31	p_0, α_0	12	19	$\frac{1}{2}^+$	9.889
2.2630 ± 0.7	5.0 ± 1.0	$\alpha_0, \alpha_1, \alpha_2$	≈ 5	0.004^c	$\frac{3}{2}^-$	10.137
2.289 ± 3	33	p_0, α_0	2.3	(1.0)	$\frac{1}{2}^+$	10.162
2.363 ± 3	4.5	p_0, α_0	2.8	1.7	$\frac{1}{2}^+$	10.232
2.387 ± 3	24	p_0, α_0	11	13	$\frac{3}{2}^+$	10.254
2.443 ± 4	9.7	p_0, α_0	5.2	4.5	$\frac{3}{2}^+$	10.308
2.644 ± 3	4.6	$p_0, p_1, \alpha_0, \alpha_{1+2}$	2.4	(1.0)	$\frac{3}{2}^+$	10.498
2.705 ± 3	8 ± 2	p_1, α_0			$\frac{3}{2}^{(+)}; (T = \frac{3}{2})$	10.556
2.732 ± 4	23 ± 3	p_1, α_0			$(\frac{5}{2}^+)$	10.581
2.768 ± 3	4.0	$p_0, p_1, \alpha_0, \alpha_{1+2}$	0.7	(1.0)	$\frac{5}{2}^+; T = \frac{3}{2}^a$	10.615
2.925 ± 3	5.7	$p_0, p_1, \alpha_0, \alpha_{1+2}$	4.5	1.2	$\frac{1}{2}^-$	10.764
3.029 ± 4	19.5	$p_0, p_1, \alpha_0, \alpha_{1+2}$	13.0		$\frac{5}{2}^+$	10.862
(3.06)		α_0				(10.89)
3.148 ± 4	(14)	$p_0, p_1, \alpha_0, \alpha_{1+2}$	(4.5)	(4.5)	$(\frac{3}{2}, \frac{5}{2})^+$	10.975
3.266 ± 9	35	$p_0, p_1, \alpha_0, \alpha_{1+2}$			$\frac{1}{2}^+$	11.087
3.386 ± 9	20	$p_0, p_1, \alpha_0, \alpha_{1+2}$			$(\frac{1}{2}^-)$	11.200
3.479 ± 8	23 ± 5	$p_0, p_1, \alpha_0, \alpha_{1+2}$	4.3 ± 1		$\frac{5}{2}^+$	11.288
3.547 ± 25	286 ± 33	p_0	241 ± 2		$\frac{1}{2}^+$	11.35
3.643 ± 9	40 ± 7	$p_0, (\alpha_{1+2})$	17 ± 3		$\frac{1}{2}^-$	11.444
3.694 ± 9	29 ± 6	$p_0, p_1, \alpha_0, (\alpha_{1+2})$	12 ± 2		$\frac{3}{2}^-$	11.492
3.744 ± 8	23 ± 5	p_0, p_1, α_0	3.7 ± 1		$\frac{5}{2}^+$	11.539

Table 19.20: Energy levels of ^{19}F from $^{18}\text{O}(\text{p}, \text{p})^{18}\text{O}$ and $^{18}\text{O}(\text{p}, \alpha)^{15}\text{N}$ ^a (continued)

E_p (MeV \pm keV)	Γ_{lab} (keV)	Particles out	Γ_p^b (keV)	Γ_α^b (keV)	J^π	E_x (MeV)
3.811 ± 12	66 ± 7	p_0	30 ± 12		$\frac{3}{2}^-$	11.603
3.869 ± 8	28 ± 7	$p_0, p_1, (\alpha_{1+2})$	12 ± 2		$\frac{3}{2}^+; (T = \frac{3}{2})$	11.658
4.290 ± 30	75 ± 25	$p_0, \alpha_0, \alpha_{1+2}$	10 ± 3		$\frac{1}{2}^-$	12.06
4.390 ± 15	110 ± 15	$p_0, p_1, (\alpha_0, \alpha_{1+2})$	60 ± 10		$\frac{3}{2}^-; T = \frac{3}{2}$	12.151
4.465 ± 12^c	78 ± 1	$p_0, p_1, \alpha_0, \alpha_{1+2}$	48 ± 6		$\frac{3}{2}^+$	12.222
4.782 ± 7^e	16 ± 4	p_0, p_1	2.4 ± 1		$\frac{1}{2}^-$	12.522
4.840 ± 10	50 ± 10	p_0, p_1, α_{1+2}	6.4 ± 2		$\frac{5}{2}^+$	12.577
4.848 ± 25	300 ± 15	p_0	80 ± 25		$\frac{1}{2}^-; T = \frac{3}{2}$	12.58
5.074 ± 30	100 ± 40	$p_0, p_1, \alpha_{(0)}$	13 ± 5		$\frac{5}{2}^+; T = \frac{3}{2}$	12.80
5.135 ± 30	290 ± 40	p_0, p_1	114 ± 17		$\frac{3}{2}^+; T = \frac{3}{2}$	12.86
5.225 ± 25	75 ± 25	p_0, p_1, α_{1+2}	3 ± 1.5		$\frac{5}{2}^+$	12.94
5.27 ± 50	130 ± 40	p_0	20 ± 8		$\frac{1}{2}^-$	12.98
5.38 ± 75	300 ± 75	p_0	75 ± 25		$\frac{3}{2}^-$	13.09
5.622 ± 8^e	30 ± 6	$p_0, p_1, \alpha_0, \alpha_{1+2}$	10 ± 3		$\frac{7}{2}^-$	13.317
5.670 ± 25	40 ± 20	p_0	2 ± 2		$\frac{3}{2}^-$	13.36
6.060 ± 11	55 ± 10	$p_0, p_1, (\alpha_{1+2})$	13 ± 3		$\frac{7}{2}^-; T = \frac{3}{2}$	13.732
6.390 ± 20^f	148 ± 30	p_0	12 ± 3		$\frac{5}{2}^+$	14.04
6.428 ± 30	88 ± 30	p_0	8 ± 3		$\frac{3}{2}^-$	14.08
6.687 ± 20	80 ± 30	p_0	9 ± 3		$\frac{3}{2}^-$	14.33
7.080 ± 20	130 ± 40	p_0	21 ± 5		$\frac{3}{2}^-$	14.70
7.10 ± 70	270 ± 70	α_0			$\frac{1}{2}^-$	14.72
7.125 ± 50	380 ± 70	p_0, α_0	100 ± 25		$\frac{1}{2}^+$	14.74
7.167 ± 40	210 ± 50	p_0	21 ± 6		$\frac{5}{2}^+$	14.78
7.337 ± 40	208 ± 30	p_0	20 ± 4		$\frac{7}{2}^-$	14.94
7.775 ± 20	70 ± 10	p_0	6 ± 2		$\frac{1}{2}^-$	15.36
7.820 ± 30	84 ± 25	p_0	7 ± 2		$\frac{5}{2}^+$	15.40
8.282 ± 40	102 ± 25	p_0	8 ± 3		$\frac{3}{2}^-$	15.83
8.670 ± 40	180 ± 30	p_0	16 ± 4		$\frac{3}{2}^+$	16.20
8.695 ± 30	234 ± 40	p_0	13 ± 4		$\frac{7}{2}^-$	16.23
8.747 ± 30	176 ± 30	p_0	13 ± 4		$\frac{3}{2}^-$	16.28
9.563 ± 40	348 ± 70	p_0	39 ± 8		$\frac{3}{2}^-$	17.05
9.679 ± 40	340 ± 70	p_0	30 ± 8		$\frac{7}{2}^-$	17.16
9.986 ± 30	34 ± 20	p_0	3 ± 2		$\frac{3}{2}^-$	17.45
10.200 ± 60	100 ± 60	p_0	5 ± 3		$\frac{7}{2}^-$	17.65
10.496 ± 40	268 ± 60	p_0	23 ± 5		$\frac{3}{2}^-$	17.93
10.596 ± 60	384 ± 60	p_0	32 ± 7		$\frac{7}{2}^-$	18.03
11.698 ± 60	584 ± 150	p_0	22 ± 7		$\frac{3}{2}^-$	19.07

Table 19.20: Energy levels of ^{19}F from $^{18}\text{O}(\text{p}, \text{p})^{18}\text{O}$ and $^{18}\text{O}(\text{p}, \alpha)^{15}\text{N}$ ^a (continued)

E_p (MeV \pm keV)	Γ_{lab} (keV)	Particles out	Γ_p ^b (keV)	Γ_α ^b (keV)	J^π	E_x (MeV)
12.499 ± 150	388 ± 60	p ₀	13 ± 6		$\frac{5}{2}^-$	19.83
12.547 ± 40	498 ± 60	p ₀	39 ± 8		$\frac{3}{2}^-$	19.87
13.542 ± 50	434 ± 60	p ₀	32 ± 5		$\frac{1}{2}^-$	20.81
13.662 ± 50	334 ± 50	p ₀	12 ± 4		$\frac{3}{2}^-$	20.93
13.791 ± 40	472 ± 30	p ₀	25 ± 5		$\frac{7}{2}^-$	21.05

^a See also Tables 19.14 in (1972AJ02) and 19.17 in (1978AJ03) for the earlier work and references.

^b See also Table 19.18.

^c (p, α) resonance strengths from (1979LO01) are as follows (E_p (MeV \pm keV): Resonance strength (eV)): (0.095 ± 3 : (1.6 ± 0.5) $\times 10^{-7}$), (0.152 ± 1 : 0.17 ± 0.02), (0.216 ± 1 : (2.3 ± 0.6) $\times 10^{-3}$), (0.334 ± 1 : 0.057 ± 0.010), (0.629 ± 2 : 420 ± 80), (≈ 0.695 : $\approx 1.22 \times 10^5$), (0.846 ± 1.5 : 4.1 ± 1.0) $\times 10^4$).

^d Widths not in accord with Γ measured by (1979LO01).

^e See (1982DI11). A resonance at $E_p = 4.58$ MeV in the p channel is also reported. It is suggested that the states corresponding to $E_x = 12.33$, 12.52, and 13.32 MeV have $T = \frac{3}{2}$ and $J^\pi = (\frac{3}{2}^+)$, $\frac{5}{2}^{(+)}$ and $\frac{3}{2}^-$, respectively.

^f The parameters of this resonance and most of the ones below are from a phase-shift analysis by (1979MU05) of the elastic scattering for $E_p = 6.1$ to 16.6 MeV. Other structures have also been observed but parameters for those have not been obtained.

^g See also (1986CO1F).

For polarization measurements at $E_p = 90$ MeV see (1986VO10) and see (1978AJ03). See also the tables of astrophysical reaction rates (1983HA1B, 1985CA41) and a study of the effect of electron screening on low energy fusion cross sections (1987AS05).

30. $^{18}\text{O}(\text{p}, \alpha)^{15}\text{N}$

$$Q_m = 3.980$$

$$E_b = 7.994$$

Yield measurements have been studied for $E_p = 72$ keV to 14 MeV: see (1972AJ02, 1983AJ01, 1987AJ02): observed resonances are displayed in Table 19.20. Use of the resonance at $E_p = 150$ keV for ^{18}O depth profiling is discussed in (1991BA54).

31. $^{18}\text{O}(\text{d}, \text{n})^{19}\text{F}$

$$Q_m = 5.770$$

Angular distributions of neutron groups corresponding to ^{19}F states with $E_x < 8.2$ MeV have been measured at $E_d = 3$ and 4 MeV: see Table 19.18 in (1978AJ03) and Table 19.21 here. See also the $E_d = 25$ MeV measurements of (1992TEZY).

Table 19.21: Energy levels of ^{19}F from $^{18}\text{O}(\text{d}, \text{n})^{19}\text{F}$ and $^{18}\text{O}(^3\text{He}, \text{d})^{19}\text{F}$ ^a

E_x ^b	l ^b	$C^2S(2J_f + 1)$ ^b	$J\pi$ ^b
0	0	0.42 ^{a, f}	$\frac{1}{2}^+$
0.112 ± 3	1	0.224	$\frac{1}{2}^-$
0.199 ± 3	2	2.45 ^{a, f}	$\frac{5}{2}^+$
1.347 ± 5			
1.460 ± 5	1	0.098	$\frac{3}{2}^-$
1.5544 ± 0.6 ^c	2	1.01 ^f	$\frac{3}{2}^+$
2.784 ± 5	4	0.027	$\frac{9}{2}^+$
3.912 ± 5			
3.999 ± 1 ^c	(3)	(0.019)	$(\frac{7}{2}^-)$
4.036 ± 10			
4.3761 ± 0.8 ^c	(4)	(0.048)	$(\frac{7}{2}^+)$
4.5557 ± 0.5 ^c	2	0.31	^a
4.684 ± 1 ^c			
5.113 ± 5 ^a	(2, 3)		$\frac{5}{2}^-, \frac{7}{2}^-$ ^a
5.34 ± 5	(2, 3)	0.0065	$\frac{5}{2}^+$
5.428 ± 8	(2, 3)	(0.042)	$(\frac{3}{2}^+)$
5.492 ± 5 ^d			
5.54 ± 5	3	0.14	$\frac{7}{2}^-$
5.625 ± 4			
5.943 ± 5	0	0.014	$\frac{1}{2}^+$
6.095 ± 5	1	0.12	$\frac{1}{2}^-$
6.167 ± 5			
6.255 ± 8	(0)	0.19 ^a	$\frac{1}{2}^+$ ^a
6.503 ± 5	2	0.133	$\frac{3}{2}^+$
6.595 ± 10			
6.792 ± 5	1	0.29 ^a	$\frac{3}{2}^-$
6.93 ± 5	(2, 3)		$(\frac{5}{2}^+, \frac{7}{2}^-)$
7.112 ± 8	2	0.087	$\frac{5}{2}^+$
7.26 ± 5			
7.364 ± 5	0	0.091	$\frac{1}{2}^+$
7.540 ± 3	2	0.665	$\frac{5}{2}^+; T = \frac{3}{2}$

Table 19.21: Energy levels of ^{19}F from $^{18}\text{O}(\text{d}, \text{n})^{19}\text{F}$ and $^{18}\text{O}(^3\text{He}, \text{d})^{19}\text{F}$ ^a
(continued)

E_x ^b	l ^b	$C^2S(2J_f + 1)$ ^b	$J\pi$ ^b
7.665 ± 5	(2)	0.035 ^a	$(\frac{3}{2}^+)$
7.702 ± 5	(0, 1)	(0.052)	$(\frac{3}{2}^-)$
8.0140 ± 1.0 ^e	2	0.26	$\frac{5}{2}^+$
8.086 ± 5	(2, 3)	0.097	$(\frac{5}{2}^+)$
8.135 ± 5	(0, 1)	0.156	$\frac{1}{2}^+$ ^a
8.198 ± 5	(2, 3)	0.035	$(\frac{5}{2}^+)$
8.255 ± 5	(2)	0.035	$(\frac{5}{2}^+)$
8.31 ± 5 ^e	2		$\frac{5}{2}^+$
8.592 ± 10	(2, 3)		
8.795 ± 15	0	(0.13)	$\frac{1}{2}^+; T = \frac{3}{2}$
9.113 ± 10			
9.18 ± 15			
9.596 ± 10			
9.682 ± 15			
10.275 ± 15			
10.33 ± 15			
10.525 ± 15			

^a See also Table 19.18 in (1978AJ03), in which column 3 should refer to footnote ^c.

^b $^{18}\text{O}(^3\text{He}, \text{d})$: $E(^3\text{He}) = 16$ MeV, except where footnote is shown.

^c $^{18}\text{O}(\text{d}, \text{n}\gamma)$.

^d Many of the states with $E_x \geq 4.5$ MeV are unresolved: compare with Table 19.9.

^e $^{18}\text{O}(^3\text{He}, \text{d})$: $E(^3\text{He}) = 26.4$ MeV (1986CH29) (and A.E. Champagne, private communication to Fay Ajzenberg-Selove). $\theta_p^2 = 1.3 \times 10^{-2}$ and 7.4×10^{-4} , respectively for $^{19}\text{F}^*(8.01, 8.31)$.

^f Spectroscopic factors for population of these levels by $(^3\text{He}, \text{d})$ at $E(^3\text{He}) = 25$ MeV were also determined by (1994VE04).

32. $^{18}\text{O}(^3\text{He}, \text{d})^{19}\text{F}$

$$Q_m = 2.500$$

Angular distributions of the deuterons corresponding to many states of ^{19}F have been analyzed by DWBA: the results are shown in Table 19.21. Spectroscopic factors for population of $J^\pi = \frac{1}{2}^+$,

$\frac{5}{2}^+$, $\frac{3}{2}^+$ levels at $E_x = 0, 0.199, 1.554$ MeV by ($^3\text{He}, d$) at $E(^3\text{He}) = 25$ MeV have been deduced by (1994VE04). The spectroscopic factors obtained for $^{19}\text{F}^*(7.54, 8.80)$, the $T = \frac{3}{2}$, $J^\pi = \frac{5}{2}^+$ and $\frac{1}{2}^+$ analogs of $^{19}\text{O}^*(0, 1.47)$ are in good agreement with those obtained for the ^{19}O states in the $^{18}\text{O}(d, p)^{19}\text{O}$ reaction: see (1978AJ03). A search for a state at $E_x = 7.90$ MeV [just below the $^{18}\text{O}+p$ threshold, and of astrophysical interest] has been unsuccessful: $\theta_p^2 < 5 \times 10^{-5}$ (1986CH29). See also (1987AJ02).

$$33. \ ^{18}\text{O}(\alpha, t)^{19}\text{F} \qquad Q_m = -11.820$$

Cross sections were measured at $E_\alpha = 65$ MeV and analyzed with DWBA (1992YA08). Spin-parity and isospin assignments were proposed. Spectroscopic factors were obtained and compared with shell-model calculations. See Table 19.22.

$$34. \ ^{19}\text{O}(\beta^-)^{19}\text{F} \qquad Q_m = 4.819$$

The decay is primarily by allowed transitions to $^{19}\text{F}^*(0.197, 1.55)$, $J^\pi = \frac{5}{2}^+, \frac{3}{2}^+$. Very weak branches are also observed to $^{19}\text{F}^*(0.11, 1.35, 3.91, 4.39)$, $J^\pi = \frac{1}{2}^-, \frac{5}{2}^-, \frac{3}{2}^+, \frac{7}{2}^+$: see Table 19.23. The half-life is 26.96 ± 0.07 s: see reaction 1 in ^{19}O . The character of the allowed decay to the $\frac{5}{2}^+$ and $\frac{3}{2}^+$ states and the forbiddenness of the decay to the ground state of ^{19}F are consistent with $J^\pi = \frac{5}{2}^+$ for the ground state of ^{19}O , and with $(\frac{7}{2}^+)$ for $^{19}\text{F}^*(4.39)$. Gamma-ray branching ratios are displayed in Table 19.24. See also (1983AJ01, 1985BR29).

$$35. \ ^{19}\text{F}(\gamma, n)^{18}\text{F} \qquad Q_m = -10.431$$

The cross section for (γ, n) has been measured for $E_\gamma = 10.5$ to 28 MeV: it shows a clear resonance at $E_\gamma \approx 12$ MeV and unresolved structures at higher energies: see (1978AJ03). More recently, photoneutron angular distributions were measured by (1989KU10) for $E_\gamma = 15$ –25 MeV. E1 absorption strengths were deduced. An atlas of photoneutron cross sections is presented in (1988DI02). See also (1972AJ02, 1987AJ02). A model for describing relative (γ, n) and (γ, p) yields is discussed in (1986IS09).

$$36. \text{ (a) } ^{19}\text{F}(\gamma, p)^{18}\text{O} \qquad Q_m = -7.994$$

$$\text{ (b) } ^{19}\text{F}(\gamma, t)^{16}\text{O} \qquad Q_m = -11.700$$

Table 19.22: Energy levels of ^{19}F from $^{18}\text{O}(\alpha, t)^{19}\text{F}$ ^a

E_x (MeV) ^b	$J\pi$ ^b	σ_{INT} (mb)
0	$\frac{1}{2}^+$	0.13
0.20	$\frac{5}{2}^+$	4.84
1.55	$\frac{3}{2}^+$	1.22
4.00	$\frac{7}{2}^-$	0.2
5.34	$\frac{1}{2}^{(+)}$ ^a	0.05
5.42	$\frac{7}{2}^-$	0.18
5.5	$\frac{3}{2}^+$	0.17
5.53	$\frac{5}{2}^+$	0.27
5.94	$\frac{1}{2}^+$	0.03
6.16	$\frac{7}{2}^-$	0.23
6.26	$\frac{1}{2}^+$	0.03
6.28	$\frac{5}{2}^+$	0.09
6.5	$\frac{3}{2}^+$	0.11
6.93	$\frac{7}{2}^-$	0.56
7.36	$\frac{1}{2}^+$	0.03
7.54	$\frac{5}{2}^+; T = \frac{3}{2}$	0.64
7.66	$\frac{3}{2}^+; T = \frac{3}{2}$	0.09
8.02	$\frac{5}{2}^+$	0.13
8.79	$\frac{1}{2}^+; T = \frac{3}{2}$	0.02
13.32	$\frac{7}{2}^-; T = \frac{3}{2}$ ^a	0.04
13.73	$\frac{7}{2}^-; T = \frac{3}{2}$	0.06

^a See Table II of (1992YA08) for more complete information including experimental and calculated spectroscopic factors.

^b Cited from (1987AJ02) except where noted.

Table 19.23: Branching in $^{19}\text{O}(\beta^-)^{19}\text{F}$ ^a

Decay to $^{19}\text{F}^*$ (keV) ^b	J^π	Branch (%) ^c	$\log ft$
0	$\frac{1}{2}^+$	≤ 4	≥ 6.5
110	$\frac{1}{2}^-$	$0.055^{+0.013}_{-0.038}$	$8.34^{+0.30}_{-0.10}$
197.143 ± 0.004	$\frac{5}{2}^+$	45.4 ± 1.5	5.384 ± 0.014
1346	$\frac{5}{2}^-$	0.017 ± 0.002	8.25 ± 0.05
1459	$\frac{3}{2}^-$	< 0.010	> 8.4
1554.038 ± 0.009	$\frac{3}{2}^+$	54.4 ± 1.2	4.625 ± 0.010
2779.849 ± 0.034	$\frac{9}{2}^+$	< 0.002	> 8.2
3908.17 ± 0.20	$\frac{3}{2}^+$	0.0081 ± 0.0005	6.133 ± 0.027
3999	$\frac{7}{2}^-$	< 0.001	> 6.9
4033	$\frac{9}{2}^-$	< 0.001	> 6.8
4377.700 ± 0.042	$\frac{7}{2}^+$	0.0984 ± 0.0030	3.859 ± 0.017
4550	$\frac{5}{2}^+$	< 0.001	> 5.1

^a (1982OL02). See Table 19.19 in (1978AJ03) for the earlier work.

^b For γ -ray branchings see Table 19.24.

^c β -branches and $\log ft$'s are calculated assuming 0% for the $^{19}\text{O}(\beta^-)^{19}\text{F}$ ground-state transition.

(1984KE04) have measured absolute differential cross sections for the p_0 and p_1 channels at 7 angles for $E_\gamma = 13.4$ to 25.8 MeV. Angle integrated cross sections for (γ, p_0) show pronounced structures at $E_\gamma = 15.45, 16.70, 17.35,$ and 18.55 MeV as well as a broad bump at ≈ 20.5 MeV. Additional minor structures may exist at $E_\gamma = 13.65, 14.35, 15.85, 17.90, 19.5, 21.3, 22.2,$ and 23.5 MeV. In the (γ, p_1) reaction broad bumps appear at $\approx (17.0)$ and 21.5 MeV. The E2 cross section [from (γ, p_0) angular distribution coefficients] is estimated to be ≈ 0.37 of the E2 EWSR (1984KE04). The (γ, p_{tot}) cross section to 26 MeV has been derived by (1985KE03). See also (1978AJ03). A model for describing relative (γ, p) and (γ, n) yields is discussed in (1986IS09).

In reaction (b) the (γ, t_0) reaction has been studied for $E_\gamma = 18$ to 23 MeV: two peaks are observed at $E_\gamma = 18.8$ and 20.1 MeV. It is suggested that $J^\pi = \frac{1}{2}^-$ or $\frac{3}{2}^-$, $T = \frac{1}{2}$. The (γ, t_0) process contributes $\approx 1\%$ to the total GDR strength: see (1978AJ03).

37. $^{19}\text{F}(\gamma, \gamma)^{19}\text{F}$

The energy of the first excited state is 109.894 ± 0.005 keV; its width is $(5.1 \pm 0.7) \times 10^{-7}$ eV. $^{19}\text{F}^*(1.46, 3.91, 7.66)$ are also excited. The scattering cross section is relatively small and structureless for $E_\gamma = 14$ to 30 MeV: see (1978AJ03).

Table 19.24: γ -ray intensities in $^{19}\text{O}(\beta^-)^{19}\text{F}$ ^a

E_γ (keV)	E_i (keV)	E_f (keV)	I_γ ^b
109.894 ± 0.005	110	0	2.54 ± 0.10
197.142 ± 0.004	197	0	95.9 ± 2.1
1149	1346	197	0.0005 ^c
1236	1346	110	0.017 ± 0.002
1356.843 ± 0.008	1554	197	50.4 ± 1.1
1444.085 ± 0.010	1554	110	2.64 ± 0.06
1553.970 ± 0.008	1554	0	1.39 ± 0.03
1597.780 ± 0.025	4378	2780	$(1.92 \pm 0.05) \times 10^{-2}$
2353.98 ± 0.26	3908	1554	$(1.81 \pm 0.23) \times 10^{-3}$
2582.517 ± 0.033	2780	197	$(1.89 \pm 0.05) \times 10^{-2}$
3710.64 ± 0.20	3908	197	$(1.10 \pm 0.15) \times 10^{-3}$
3797.87 ± 0.20	3908	110	$(1.33 \pm 0.14) \times 10^{-3}$
3907.74 ± 0.20	3908	0	$(3.84 \pm 0.17) \times 10^{-3}$
4180.063 ± 0.041	4378	197	$(7.92 \pm 0.17) \times 10^{-2}$

^a (1982OL02).

^b γ -ray intensities are per 100 parent decays assuming 0% β -branch to the ground state.

^c Calculated assuming previously measured branching ratios.

38. $^{19}\text{F}(\mu^-, \nu)$

The time spectrum of gamma rays following muonic capture reactions on the ^{19}F muonic atom was measured by (1993GO09). The hyperfine transition rates of muonic ^{19}F atoms were determined from these measurements. The hyperfine dependence of muon capture is related to the weak axial and pseudoscalar coupling in the nuclear medium.

39. $^{19}\text{F}(e, e')^{19}\text{F}$

With $E_e = 78$ to 340 MeV, most states of ^{19}F below $E_x = 7.7$ MeV have been observed with an energy resolution of 25 – 50 keV. Longitudinal and transverse form factors have been derived and compared with shell-model calculations. The spectrum of positive-parity longitudinal excitations is dominated at higher momentum transfer by the $\frac{1}{2}^+$, $\frac{3}{2}^+$, $\frac{5}{2}^+$, $\frac{7}{2}^+$ and $\frac{9}{2}^+$ members of the ground state $K^\pi = \frac{1}{2}^+$ band. The C2 strength is concentrated at $E_x < 1.5$ MeV with a small secondary

concentration for $5.5 < E_x < 6.5$ MeV. The C4 strength is spread from 3 to 6 MeV, predominantly in $^{19}\text{F}^*(2.78)$ [$J^\pi = \frac{9}{2}^+$]. The spectra of longitudinal excitations of negative parity states are dominated by $^{19}\text{F}^*(1.35)$ [$J^\pi = \frac{5}{2}^-$] and $^{19}\text{F}^*(5.5)$ [$\frac{5}{2}^- + \frac{7}{2}^-$]. In the transverse mode $^{19}\text{F}^*(0.11, 6.79)$ [$J^\pi = \frac{1}{2}^-, \frac{3}{2}^-$, respectively] are prominent. Agreement with theory is good for $\frac{5}{2}^-$ and $\frac{7}{2}^-$ but poorer for $\frac{1}{2}^-$ and $\frac{3}{2}^-$ states. The parity of $^{19}\text{F}^*(5.34)$ is uncertain while that of $^{19}\text{F}^*(6.55)$ is probably positive. States are reported at 7.587 and 7.753 MeV with $J^\pi = (\frac{5}{2}^-)$ and $(\frac{7}{2}^-)$, respectively (1985BR15). The form factors for $^{19}\text{F}^*(0, 0.11, 2.78)$ have also been studied by (1986DO10) for $q = 0.4\text{--}2.8 \text{ fm}^{-1}$. Cross section measurements for ^{19}F states with $E_x \leq 4.4$ MeV performed with $E_e = 500$ MeV and momentum transfer $q = 1.4\text{--}2.6 \text{ fm}^{-1}$ were reported by (1987DO10). Form factors were compared with shell model calculations. For electromagnetic transition rates see Table 19.25. For the earlier work see (1978AJ03, 1983AJ01, 1987AJ02). See also (1988BR1D).

Table 19.25: Electromagnetic transition rates from $^{19}\text{F}(e, e')$ ^a

E_x in ^{19}F (MeV)	J^π	Multipole	$ M ^2$ ^b
0.110	$\frac{1}{2}^-$	C1	$(5.5 \pm 0.6) \times 10^{-4}$
0.197	$\frac{5}{2}^+$	C2	62.8 ± 0.7
1.46	$\frac{3}{2}^-$	C1	$(9 \pm 2) \times 10^{-4}$
1.55	$\frac{3}{2}^+$	M1	0.15 ± 0.09
3.91	$\frac{3}{2}^+$	M1	0.43 ± 0.25
4.56	$\frac{3}{2}^-$	C1	$(2.8 \pm 2.3) \times 10^{-4}$
5.34	$\frac{1}{2}^+$	M1	0.34 ± 0.05
	$\frac{1}{2}^-$	C1	$(3.8 \pm 0.5) \times 10^{-3}$
5.50	$\frac{3}{2}^+$	M1	0.025
6.09	$\frac{3}{2}^-$	C1	$(4.7 \pm 1.3) \times 10^{-3}$
6.28	$\frac{5}{2}^+$	C2	17 ± 6
6.79	$\frac{3}{2}^-$	C1	$(5.0 \pm 1.3) \times 10^{-3}$
		M2	87 ± 42
7.66	$\frac{3}{2}^+; T = \frac{3}{2}$	M1	0.26 ± 0.08

^a (1985BR15). See Table 19.20 in (1978AJ03) for the earlier work. P.M. Endt (private communication to Fay Ajzenberg-Selove) adopts $|M|^2 = 8.9 \pm 0.5$ (C3), 6.9 ± 0.5 (C2) and 6.1 ± 2.4 W.u. (M5) for the ground-state transitions of $^{19}\text{F}^*(1.35, 1.55, 2.78)$. See (1993EN03).

^b $B(\text{C1})$ in units of $e^2 \cdot \text{fm}^2$, $B(\text{M1})$ in units of μ_N^2 , $B(\text{C2})$ in units of $e^2 \cdot \text{fm}^4$ and $B(\text{M2})$ in units of $\mu_N^2 \cdot \text{fm}^2$. These are for transitions from the ground state.

40. $^{19}\text{F}(\text{n}, \gamma)^{20}\text{F}$ $Q_{\text{m}} = 6.601$

Capture gamma rays were measured from broad neutron resonances in ^{19}F (1991IG1A). Strong primary M1 transitions to low-lying ^{20}F states were observed.

41. (a) $^{19}\text{F}(\text{n}, \text{n}')^{19}\text{F}$
 (b) $^{19}\text{F}(\text{n}, 2\text{n})^{18}\text{F}$ $Q_{\text{m}} = -10.431$
 (c) $^{19}\text{F}(\text{n}, \text{p})^{19}\text{O}$ $Q_{\text{m}} = -4.037$
 (d) $^{19}\text{F}(\text{n}, \text{np})^{18}\text{O}$ $Q_{\text{m}} = -7.994$
 (e) $^{19}\text{F}(\text{n}, \text{d})^{18}\text{O}$ $Q_{\text{m}} = -5.770$
 (f) $^{19}\text{F}(\text{n}, \alpha)^{16}\text{N}$ $Q_{\text{m}} = -1.523$

Angular distributions of neutron groups from elastic and inelastic scattering have been reported at $E_{\text{n}} = 2.6, 14.1$ and 14.2 MeV: see (1972AJ02). Neutron activation cross sections for reactions (b, c, d, f) were measured for $E_{\text{n}} = 13.4$ – 14.9 MeV by (1992KA1G). Reaction (e) is included in a review of (n, d) reactions for $E_{\text{n}} = 14$ – 15 MeV by (1993AT04). Nuclear model codes are used to calculate neutron induced reactions on ^{19}F for $E_{\text{n}} = 2$ – 20 MeV by (1992ZH15). See also (1989HO1H).

42. (a) $^{19}\text{F}(\text{p}, \text{p}')^{19}\text{F}$
 (b) $^{19}\text{F}(\text{p}, \text{X})$

Table 19.21 in (1978AJ03) displays energy levels of ^{19}F derived from inelastic proton scattering. Angular distributions of various proton groups have been measured from $E_{\text{p}} = 4.3$ to 35.2 MeV [see (1978AJ03, 1983AJ01)] and at $E_{\text{p}} = 2.76$ and 2.97 MeV (1986OU01). The ground-state rotational band is characterized by $\beta_2 = 0.44 \pm 0.04$, $\beta_4 = 0.14 \pm 0.04$. The gyromagnetic ratio of $^{19}\text{F}^*(0.197)$ is $g = 1.442 \pm 0.003$ (1969BL18), 1.438 ± 0.005 (1984AS03). The mixing ratio for the $1.46 \rightarrow 0.11$ transition ($\frac{3}{2}^- \rightarrow \frac{1}{2}^-$; $K = \frac{1}{2}^-$ band) $\delta(\text{E2/M1}) = 0.248 \pm 0.020$. The E2 strength is 18.7 ± 1.9 W.u. The $1.46 \rightarrow 0$ transition is pure E1 ($\delta = 0.01 \pm 0.03$). For references see (1983AJ01). See also ^{20}Ne in (1987AJ02). A study of Coulomb excitation by protons and antiprotons is discussed in (1993PI10). A discussion of the need for (p, p) cross-section data in thin-film analyses by Rutherford backscattering is presented in (1993BO40).

Experimental and theoretical studies of nucleon and cluster knockout by $E_{\text{p}} = 30$ – 150 MeV protons are reviewed in (1987VD1A). See also (1988BA83). The reactions $^{19}\text{F}(\text{p}, \text{p}'\gamma)$ and $^{19}\text{F}(\text{p}, \alpha\gamma)$ were used in a study of proton-induced gamma ray emission spectroscopy to determine fluorine concentration in materials by (1992ZS01).

43. $^{19}\text{F}(\text{p}, \alpha\gamma)^{16}\text{O}$ $Q_{\text{m}} = 8.114$

This reaction is discussed in detail under ^{20}Ne in (1987AJ02); resonances are displayed in Tables 20.23, 20.24, and 20.25. A recent measurement of the excitation function for $E_{\text{p}} = 0.3\text{--}3.0$ MeV is reported in (1993DA23). The absolute yield, angular distribution, and resonance width of photons from the 340.5 keV resonance was measured by (1991CR06). Tests of a new standard for fluorine determination utilizing this reaction are described in (1992ZS01). See also the related work of (1994TA1B). An accelerator calibration procedure utilizing $^{19}\text{F}(\text{p}, \alpha\gamma)$ is discussed in (1993LA1E). See also (1994BB10). A DWBA analysis for energies below the Coulomb barrier is presented in (1991HE16).

44. $^{19}\text{F}(\text{d}, \text{p})^{20}\text{F}$ $Q_{\text{m}} = 4.377$

This reaction is discussed under ^{20}F in (1987AJ02). A recent measurement of the ^{20}F half-life utilizing this reaction was reported in (1992WA04).

45. $^{19}\text{F}(\text{d}, \text{d}')^{19}\text{F}$

Angular distributions have been measured for $E_{\text{d}} = 2.0$ to 15 MeV: see (1972AJ02, 1978AJ03).

46. $^{19}\text{F}(\text{t}, \text{t}')^{19}\text{F}$

Elastic angular distributions have been studied for $E_{\text{t}} = 2$ and 7.2 MeV: see (1972AJ02). More recently, differential cross sections were measured at $E_{\text{t}} = 33$ MeV and analyzed with a phenomenological optical model (1987EN06).

47. $^{19}\text{F}(\text{t}, ^3\text{He})^{19}\text{O}$ $Q_{\text{m}} = -4.800$

See reaction 12 of ^{19}O .

48. $^{19}\text{F}(^3\text{He}, ^3\text{He}')^{19}\text{F}$

Elastic angular distributions have been measured for $E(^3\text{He}) = 4.0$ to 29 MeV [see (1972AJ02, 1978AJ03)] and at 25 MeV (1982VE13). $\langle r^2 \rangle_{\text{matter}}^{1/2} = 2.72 \pm 0.12$ fm (1982VE13). A strong-absorption model analysis for $E(^3\text{He}) = 25$ and 41 MeV is presented in (1987RA36).

49. $^{19}\text{F}(\alpha, \alpha')^{19}\text{F}$

Elastic angular distributions have been studied at $E_\alpha = 19.9$ to 23.3 MeV and at 38 MeV: see (1972AJ02) and more recently at 50 MeV (1991FR02). Many inelastic groups have also been studied: see Table 19.22 in (1978AJ03). Differential cross sections for ^{19}F levels at $E_x = 0.20$, 1.55 , and 2.78 MeV were measured at $E_\alpha = 50$ MeV by (1991FR02) and analyzed in a coupled-channels approach. See also (1988LE05) in which the alpha-particle strength function distribution for targets with $12 \leq A \leq 40$ is discussed.

The energy of the γ -ray from the $1.35 \rightarrow 0.11$ transition is 1235.8 ± 0.2 keV; E_x is then 1345.7 ± 0.2 keV. $|g| = 0.269 \pm 0.043$ (1983BI03). See also Table 19.10. For τ_m see Table 19.11. $^{19}\text{F}^*(4.65)$ decays to the $\frac{9}{2}^+$ state $^{19}\text{F}^*(2.78)$: the angular distribution of the cascade γ -rays and τ_m for $^{19}\text{F}^*(4.65)$ indicate $J^\pi = \frac{13}{2}^+$. See also (1983AJ01, 1987AJ02).

50. (a) $^{19}\text{F}(^6\text{Li}, ^6\text{Li}')^{19}\text{F}$

(b) $^{19}\text{F}(^7\text{Li}, ^7\text{Li}')^{19}\text{F}$

See (1978AJ03).

51. (a) $^{19}\text{F}(^{12}\text{C}, ^{12}\text{C}')^{19}\text{F}$

(b) $^{19}\text{F}(^{12}\text{C}, ^{12}\text{C}')^{19}\text{F}^* \rightarrow \alpha + ^{15}\text{N} \quad Q_m = -4.014$

Angular distributions (reaction (a)) have been studied at $E(^{12}\text{C}) = 40.6$ MeV [see (1983AJ01)] and at 30.0 to 60.1 MeV [as well as at $E(^{19}\text{F}) = 63.8$ MeV] (1984TA08, 1986TAZO; to $^{19}\text{F}^*(0, 0.197, 1.55, 2.78)$) and at $E(^{19}\text{F}) = 46.5$ to 57.1 MeV (1984MA32; to $^{19}\text{F}^*(0, 0.197)$) [see (1984MA32, 1986VO12) for yield measurements] and at $E(^{12}\text{C}) = 30, 40, 50, 60$ MeV (1988TA12) to $^{19}\text{F}^*(0.197, 1.554, 2.780)$ MeV. Measurements of evaporation residues at $E(^{19}\text{F}) = 32$ – 72 MeV were reported in (1990AN14). See also (1990XE01).

Angular correlations involving the α -decay to $^{15}\text{N}_{\text{g.s.}}$ of twenty ^{19}F states have been measured at $E(^{19}\text{F}) = 78.5, 82$ and 144 MeV and analyzed with DWBA and strong absorption model calculations. Two new states with $J^\pi = \frac{5}{2}^-$ or $\frac{7}{2}^-$ are reported at 7.740 and 8.277 MeV [estimated ± 0.04 MeV]. It is suggested that $^{19}\text{F}^*(7.26, 9.287)$ are $\frac{3}{2}^+$ and $(\frac{7}{2}, \frac{9}{2})^+$, respectively (1985SM04, 1987AJ02). See also (1983AJ01), and see the more recent application of molecular orbital theory to heavy ion scattering in (1988DI08).

52. (a) $^{19}\text{F}(^{14}\text{N}, ^{14}\text{N}')^{19}\text{F}$

(b) $^{19}\text{F}(^{15}\text{N}, ^{15}\text{N}')^{19}\text{F}$

Elastic scattering angular distributions have been studied at $E(^{14}\text{N}) = 19.5$ MeV and at $E(^{15}\text{N}) = 23, 26,$ and 29 MeV: see (1983AJ01). See also the analysis of (1989HO1H).

53. (a) $^{19}\text{F}(^{16}\text{O}, ^{16}\text{O}')^{19}\text{F}$
(b) $^{19}\text{F}(^{18}\text{O}, ^{18}\text{O}')^{19}\text{F}$

Elastic angular distributions have been studied at $E(^{16}\text{O}) = 21.4$ and 25.8 MeV and at $E(^{19}\text{F}) = 27, 30, 33,$ and 36 MeV (reaction (a)) [also to $^{19}\text{F}^*(1.46)$ at the two higher energies], and $E(^{16}\text{O}) = 60$ and 80 MeV (1986FUZV; also to $^{19}\text{F}^*(0.20, 1.55, 2.78)$). See also the measurements of evaporation residue at $E(^{19}\text{F}) = 32\text{--}72$ MeV reported in (1989AN1D, 1990AN14). For reaction (b) at $E(^{18}\text{O}) = 27, 30, 33$ MeV, see (1978AJ03) and at $E(^{18}\text{O}) = 10\text{--}16$ MeV, see (1990XE01). See also (1987AJ02).

54. $^{19}\text{F}(^{23}\text{Na}, ^{23}\text{Na}')^{19}\text{F}$

See (1983AJ01, 1987AJ02).

55. $^{19}\text{F}(^{24}\text{Mg}, ^{24}\text{Mg}')^{19}\text{F}$

See (1983AJ01, 1987AJ02). A dynamical model analysis of deep inelastic interaction is reported in (1989BR14).

56. (a) $^{19}\text{F}(^{27}\text{Al}, ^{27}\text{Al}')^{19}\text{F}$
(b) $^{19}\text{F}(^{28}\text{Si}, ^{28}\text{Si}')^{19}\text{F}$
(c) $^{19}\text{F}(^{30}\text{Si}, ^{30}\text{Si}')^{19}\text{F}$

See (1983AJ01, 1987AJ02). Evaporation residues were measured for reaction (a) with $E_{\text{lab}}(^{19}\text{F}) = 32\text{--}72$ MeV and are reported in (1989AN1D, 1990AN14). See also (1989NI1D).

57. $^{19}\text{F}(^{40}\text{Ca}, ^{40}\text{Ca}')^{19}\text{F}$

For fusion cross sections see (1985RO01). See also (1987AJ02). Measurements of evaporation residue for $E_{\text{lab}}(^{19}\text{F}) = 32\text{--}72$ MeV are reported in (1989AN1D, 1990AN14). A parametrization of measured fusion-evaporation residue excitation functions is described in (1988DO07). See also the comment (1989FR05) on this work and the reply (1989DO03). See also (1990SC18).

58. $^{19}\text{Ne}(\beta^+)^{19}\text{F}$ $Q_m = 3.238$

See reaction 1 of ^{19}Ne .

59. $^{20}\text{Ne}(\text{d}, ^3\text{He})^{19}\text{F}$ $Q_m = -7.350$

See (1978AJ03).

60. $^{20}\text{Ne}(\text{t}, \alpha)^{19}\text{F}$ $Q_m = 6.970$

See Table 19.23 in (1978AJ03).

61. $^{21}\text{Ne}(\text{p}, ^3\text{He})^{19}\text{F}$ $Q_m = -11.887$

^3He groups are observed at $E_p = 45$ MeV leading to some $T = \frac{1}{2}$ states in ^{19}F and to $^{19}\text{F}^*(7.66)$, the $\frac{3}{2}^+$; $T = \frac{3}{2}$ analog of $^{19}\text{O}^*(0.095)$: see reaction 14 in ^{19}Ne and (1978AJ03).

62. $^{22}\text{Ne}(\text{p}, \alpha)^{19}\text{F}$ $Q_m = -1.673$

The parity violating asymmetry of the 110 keV γ -rays emitted by polarized $^{19}\text{F}^*$ nuclei is $A_\gamma = -(6.8 \pm 2.1) \times 10^{-5}$ (1982EL08, 1987EL03). See also (1978AJ03).

63. $^{22}\text{Na}(\text{n}, \alpha)^{19}\text{F}$ $Q_m = 1.951$

Cross sections have been measured at thermal energies and reported in (1988KO25, 1989KO16). See also (1988CA26).

64. $^{23}\text{Na}(\text{n}, \text{n}\alpha)^{19}\text{F}$ $Q_m = -10.468$

An evaporation-model calculation of the cross section for this reaction at $E_n = 12.6$ – 19.9 MeV was reported in (1991ZH19). See also (1978AJ03).

65. $^{23}\text{Na}(\text{d}, ^6\text{Li})^{19}\text{F}$ $Q_m = -8.993$

See (1984NE1A).

¹⁹Ne
(Figs. 3 and 4)

GENERAL: See Table 19.26.

$$\begin{aligned}\mu_{\text{g.s.}} &= -1.88542 (8) \text{ nm (1982MA39)} \\ \mu_{0.239} &= -0.740 (8) \text{ nm (1978LEZA)}\end{aligned}$$

1. ¹⁹Ne(β^+)¹⁹F $Q_{\text{m}} = 3.238$

We adopt the half-life of ¹⁹Ne suggested by (1983AD03): 17.34 ± 0.09 s. See also (1978AJ03). The decay is principally to ¹⁹F_{g.s.}: see Table 19.29. The ¹⁹Ne decay to ¹⁹F*(0.11) [$J^\pi = \frac{1}{2}^+ \rightarrow \frac{1}{2}^-$] proceeds by vector and axial vector weak currents, with the former making a negligible contribution. The measured decay rates are roughly an order of magnitude smaller than predicted using the $0\hbar\omega + 1\hbar\omega$ shell model (1981AD05, 1983AD03). Decay of polarized ¹⁹Ne is consistent with time-reversal invariance: see (1987AJ02, 1988SE11, 1993CA1K). See also (1988BR1D, 1988SA12, 1989SA55, 1991NA05, 1991SAZX, 1992HE12, 1992SE08, 1993SE1B).

2. ¹⁵O(α, γ)¹⁹Ne $Q_{\text{m}} = 3.529$

(1986LA07) have recalculated the ¹⁵O(α, γ) direct capture rate at stellar energies. (1990MA05) have measured the branching ratios $\Gamma_\alpha/\Gamma_{\text{total}}$ for $E_{\text{cm}} = 850, 1020, 1071, 1183$ and 1563 keV resonances in ¹⁵O + α . The strengths of these resonances were determined (see Table 19.30) and the reaction rate for temperatures between 7×10^8 and 3×10^9 K was determined to differ from theoretical calculations (1986LA07, 1988CA26) by no more than 20%. See also (1988BU01, 1988TR1C). A recent measurement by (1995MA28) determined Γ_α for $E_x = 4.033$ keV and hence the resonant rate for ¹⁵O(α, γ) at astrophysical energies.

3. (a) ¹⁶ O(³ He, γ) ¹⁹ Ne	$Q_{\text{m}} = 8.443$	
(b) ¹⁶ O(³ He, n) ¹⁸ Ne	$Q_{\text{m}} = -3.196$	$E_{\text{b}} = 8.443$
(c) ¹⁶ O(³ He, p) ¹⁸ F	$Q_{\text{m}} = 2.032$	
(d) ¹⁶ O(³ He, d) ¹⁷ F	$Q_{\text{m}} = -4.894$	
(e) ¹⁶ O(³ He, ³ He') ¹⁶ O		
(f) ¹⁶ O(³ He, α) ¹⁵ O	$Q_{\text{m}} = 4.914$	
(g) ¹⁶ O(³ He, ⁷ Be) ¹² C	$Q_{\text{m}} = -5.576$	

Excitation functions at 90° for $\gamma_{0-2}, \gamma_{3-5}$ and γ_6 [reaction (a)] have been measured for $E(^3\text{He}) = 3$ to 19 MeV (1983WA05): see Table 19.31 for a listing of the resonances reported in this and in the other channels. See also (1983AJ01, 1987AJ02) and (1990AB14, 1991SU17, 1992CO08).

Table 19.26: ^{19}Ne – General

Reference	Description
Nuclear Properties	
Reviews:	
1989RA17	Compilation of exp. data on nuclear moments for ground & excited states of nucl.
1993EN03	Strengths of gamma-ray transitions in $A = 5\text{--}44$ nuclei
Other articles:	
1987BR30	Empirically optimum M1 operator for sd-shell nuclei
1989RA1G	Spin-isospin response in nuclei & nuclear structure implications
1990SK04	$A = 18$ nuclei, effective interaction in the sd shell (also calc. $A = 19$ energy spectra)
1991SAZX	Meas. β asymmetry of first forbidden branch of ^{19}Ne decay; parity violation (A)
1992AV03	The proton neutron interaction and masses of nuclei with $Z > N$
Astrophysics	
Reviews:	
1993HA48	Core-collapse supernovae & other topics that combine nuclear, particle and astrophysics
1993SO13	Methods for producing unstable nuclei; also review of major explosive stellar processes
Other articles:	
1987BU12	Proposal for ISOL/post-accelerator facility for nuclear astrophysics at TRIUMF
1987RA1D	Nuclear processes & accelerated particles in solar flares
1988CA26	Analytic expressions for thermonuclear reaction rates involving $Z \leq 14$ nuclei
1988WO1C	Supernova neutrinos, neutral currents & the origin of fluorine
1990TH1C	Explosive nucleosynthesis in SN 1987A: composition, radioactivities, neutron star mass
1991RY1A	Detecting solar boron neutrinos with Cerenkov and scintillation detectors
1992GO10	Beta-delayed proton decay of ^{20}Mg and its astrophysical implications
1993BR12	Nature of the ^{20}Na 2646-keV level and the stellar reaction rate for $^{19}\text{Ne}(p, \gamma)^{20}\text{Na}$
1993UTZZ	^{19}Ne and breakout from the hot CNO cycle (A)
Other Topics	
Reviews:	
1989MO1J	Theoretical ideas beyond the standard model of weak, electromag. & strong interactions
1989TA1O	On the possible use of secondary radioactive beams
Other articles:	

Table 19.26: ^{19}Ne – General – cont.

Reference	Description
Other Topics – cont.	
1987BU07	Projectile-like fragments from $^{20}\text{Ne} + ^{197}\text{Au}$ – counting simultaneously emitted neutrons
1989AR1J	Production & acceleration of radioactive ion beams at Louvain-la-Neuve
1989BA92	Evaluation of hypernucleus production cross-sections in relativistic heavy-ion collisions
1989MC1C	Nuclear tests of fundamental interactions
1989SA1H	Second class currents & neutrino mass in mirror transitions
1990FO04	One-nucleon-transfer reactions induced by ^{20}Ne at 500 and 600 MeV
1991NA05	Left-right symmetry breaking sensitivity of β -asymmetry measurements
1992CA12	Possible indication for existence of right-handed weak currents in nuclear beta decay
1992HE12	First forbidden β -decays as a probe of T-odd nuclear forces
1993CA1K	Tests of time-reversal invariance in nuclear beta decay of polarized ^{19}Ne (A)
1993EV01	Diffraction model analysis of the high-energy spectra of particles in transfer reactions
1993SE1B	Weak vector coupling from neutron β -decay & indications for right-handed currents

(A) denotes that only an abstract is available for this reference.

$$4. \ ^{16}\text{O}(\alpha, n)^{19}\text{Ne} \quad Q_m = -12.134$$

Gamma transitions have been observed from the first six excited states of ^{19}Ne : see Table 19.25 in ([1978AJ03](#)) and Table 19.28 here. Angular distributions of many neutron groups have been studied at $E_\alpha = 41$ MeV: see ([1983AJ01](#)).

$$5. \ ^{16}\text{O}(^6\text{Li}, t)^{19}\text{Ne} \quad Q_m = -7.352$$

This reaction and the mirror reaction $^{16}\text{O}(^6\text{Li}, ^3\text{He})^{19}\text{F}$ have been studied at $E(^6\text{Li}) = 24, 35, 36,$ and 46 MeV: see ([1978AJ03](#), [1983AJ01](#)). Table 19.16 displays the analog states observed in the two reactions. In addition triton groups are reported to states with $E_x = 6.08, 6.28, 6.85, 7.21, 8.08, 8.45, 8.94, 9.81, 10.01, 11.08, 11.24, 11.40, 12.56$ [all ± 0.02], $13.1, 13.22, 14.18, 14.44, 14.78$ [remaining, ± 0.3] MeV. See also ([1983CU02](#)) and the preliminary report in ([1992ROZZ](#)).

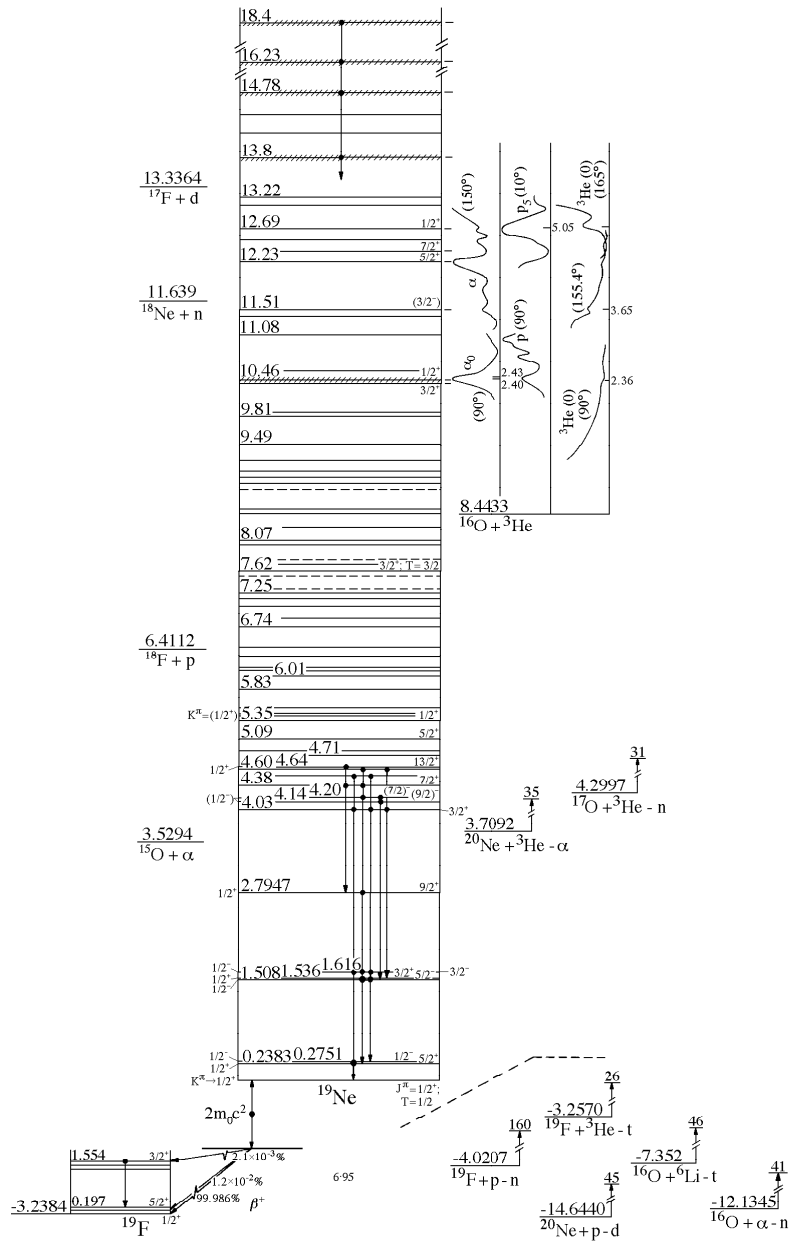


Fig. 3: Energy levels of ^{19}Ne . For notation see Fig. 2.

Table 19.27: Energy levels of ^{19}Ne ^a

E_x (MeV \pm keV)	$J^\pi; T$	K^π	τ_m or $\Gamma_{c.m.}$	Decay	Reactions
0	$\frac{1}{2}^+; \frac{1}{2}$	$\frac{1}{2}^+$	$[\tau_{1/2} = 17.22 \pm 0.02 \text{ s}]$	β^+	1, 3, 4, 5, 7, 9, 10, 11, 13, 14
0.23827 ± 0.11	$\frac{5}{2}^+$	$\frac{1}{2}^+$	$\tau_m = 26.0 \pm 0.8 \text{ ns}$ $[g = -0.296 \pm 0.003]$	γ	4, 5, 7, 10, 11, 13, 14
0.27509 ± 0.13	$\frac{1}{2}^-$	$\frac{1}{2}^-$	$\tau_m = 61.4 \pm 3.0 \text{ ps}$	γ	4, 5, 7, 10, 13
1.50756 ± 0.3	$\frac{5}{2}^-$	$\frac{1}{2}^-$	$\tau_m = 1.4_{-0.6}^{+0.5} \text{ ps}$	γ	4, 5, 7, 10, 13
1.5360 ± 0.4	$\frac{3}{2}^+$	$\frac{1}{2}^+$	$\tau_m = 28 \pm 11 \text{ fs}$	γ	4, 5, 7, 10, 11, 13
1.6156 ± 0.5	$\frac{3}{2}^-$	$\frac{1}{2}^-$	$\tau_m = 143 \pm 31 \text{ fs}$	γ	4, 5, 7, 10, 13
2.7947 ± 0.6	$\frac{9}{2}^+$	$\frac{1}{2}^+$	$\tau_m = 140 \pm 35 \text{ fs}$	γ	4, 5, 6, 7, 9, 10, 11, 13, 14
4.0329 ± 2.4	$\frac{3}{2}^+$		$\tau_m < 50 \text{ fs}$	α, γ	2, 5, 8, 13, 14
4.140 ± 4	$(\frac{9}{2})^-$	$(\frac{1}{2}^-)$	$\tau_m < 0.3 \text{ ps}$	γ	5, 8, 13
4.1971 ± 2.4	$(\frac{7}{2})^-$	$(\frac{1}{2}^-)$	$\tau_m < 0.35 \text{ ps}$	γ	4, 5, 8, 13
4.3791 ± 2.2	$\frac{7}{2}^+$	$(\frac{1}{2}^+)$	$\tau_m < 0.12 \text{ ps}$	α, γ	2, 5, 8, 13
4.549 ± 4	$(\frac{1}{2}, \frac{3}{2})^-$		$\tau_m < 80 \text{ fs}$	α, γ	2, 5, 8, 13
4.600 ± 4	$(\frac{5}{2}^+)$		$\tau_m < 0.16 \text{ ps}$	γ	2, 5, 8
4.635 ± 4	$\frac{13}{2}^+$	$\frac{1}{2}^+$	$\tau_m > 1 \text{ ps}$	γ	4, 5, 6, 7, 8, 9, 13
4.712 ± 10	$(\frac{5}{2}^-)$			α	2, 5
4.783 ± 20					13
5.092 ± 6	$\frac{5}{2}^+$			α, γ	2, 5, 8, 13, 14
5.351 ± 10	$\frac{1}{2}^+$				13
5.424 ± 7	$(\frac{7}{2}^+)$	$(\frac{1}{2}^+)$			4, 5, 13
5.463 ± 20					13
5.539 ± 9					13
5.832 ± 9					13
6.013 ± 7	$(\frac{3}{2}, \frac{1}{2})^-$				13
6.092 ± 8					5, 13
6.149 ± 20					14
6.288 ± 7					5, 13
6.437 ± 9					13
6.742 ± 7	$(\frac{3}{2}, \frac{1}{2})^-$				13
6.861 ± 7					5, 13
7.067 ± 9					13
7.21 ± 20					5, 13
7.253 ± 10					13
(7.326 ± 15)					13
(7.531 ± 15)					13
7.616 ± 16	$\frac{3}{2}^+; \frac{3}{2}$				4, 13, 14
7.700 ± 10					13
(7.788 ± 10)					13

Table 19.27: Energy levels of ^{19}Ne ^a (continued)

E_x (MeV \pm keV)	$J^\pi; T$	K^π	τ_m or $\Gamma_{c.m.}$	Decay	Reactions
7.994 \pm 15					13
8.069 \pm 12					5, 13
8.236 \pm 10					13
8.442 \pm 9					4, 5, 13
8.523 \pm 10					13
(8.810 \pm 25)					13
8.920 \pm 9	$(\frac{11}{2}^-)$				4, 5, 6, 7, 13
9.013 \pm 10					13
9.100 \pm 20					13
9.240 \pm 20					4, 13
9.489 \pm 25					13
9.81 \pm 20	$(\frac{11}{2}^+)$				4, 5, 6, 7, 8, 13
10.01 \pm 20					5
10.407 \pm 30	$\frac{3}{2}^+$		$\Gamma = 45$ keV	p, ^3He , α	3, 4, 7, 13
10.46	$\frac{1}{2}^+$		$\Gamma = 355$ keV	p, ^3He , α	3
10.613 \pm 20					13
11.08 \pm 20					4, 5, 6
11.24 \pm 20					5
11.40 \pm 20					5
11.51 \pm 50	$\frac{3}{2}^-, (\frac{1}{2}^-)$		$\Gamma = 25$ keV	^3He , α	4
12.23 \pm 50	$\frac{5}{2}^+$		$\Gamma = 200 \pm 25$ keV	^3He , α	4, 6, 7
12.40 \pm 50	$\frac{7}{2}^+$		$\Gamma = 180 \pm 25$ keV	^3He , α	3
12.56 \pm 20					5
12.69 \pm 50	$\frac{1}{2}^+$		$\Gamma = 180 \pm 40$ keV	p, ^3He	3
13.1 \pm 30					5
13.22 \pm 30					5
13.8 \pm 250			$\Gamma = 670 \pm 250$ keV	γ , ^3He	3
14.18 \pm 30					5, 6
14.44 \pm 30					5
14.78 \pm 30			$\Gamma = 620 \pm 130$ keV	γ , ^3He	3, 5
16.23 \pm 130			$\Gamma = 400 \pm 130$ keV	γ , n, ^3He	3
18.4 \pm 500			$\Gamma = 4400 \pm 500$ keV	γ , ^3He	3

^a See also Table 19.28.6. $^{16}\text{O}(^{10}\text{B}, ^7\text{Li})^{19}\text{Ne}$

$$Q_m = -9.345$$

Table 19.28: Radiative decay of ^{19}Ne levels ^a

E_i (MeV) ^b	J_i^π	E_f (MeV)	J_f^π	Branch (%)	τ_m
0.24	$\frac{5}{2}^+$	0	$\frac{1}{2}^+$	100	26.0 ± 0.8 ns
0.28	$\frac{1}{2}^-$	0	$\frac{1}{2}^+$	(100) ^c	61.4 ± 3.0 ps
1.51	$\frac{5}{2}^-$	0.24	$\frac{5}{2}^+$	12 ± 3	$1.4_{-0.6}^{+0.5}$ ps
		0.28	$\frac{1}{2}^-$	88 ± 3 ^d	
1.54	$\frac{3}{2}^+$	0.24	$\frac{5}{2}^+$	95 ± 3 ^d	28 ± 11 fs
		0.28	$\frac{1}{2}^-$	5 ± 3	
1.62	$\frac{3}{2}^-$	0	$\frac{1}{2}^+$	20 ± 3 ^d	143 ± 31 fs
		0.24	$\frac{5}{2}^+$	10 ± 3	
		0.28	$\frac{1}{2}^-$	70 ± 4	
2.79	$\frac{9}{2}^+$	0.24	$\frac{5}{2}^+$	100 ^d	140 ± 35 fs
4.03	$\frac{3}{2}^+$	0	$\frac{1}{2}^+$	80 ± 15	< 50 fs
		0.28	$\frac{1}{2}^-$	5 ± 5	
		1.54	$\frac{3}{2}^+$	15 ± 5	
4.14	$(\frac{9}{2})^-$	1.51	$\frac{5}{2}^-$	100	< 0.3 ps
4.20	$(\frac{7}{2})^-$	0.24	$\frac{5}{2}^+$	20 ± 5	< 0.35 ps
		1.51	$\frac{5}{2}^-$	80 ± 5	
		0.24	$\frac{5}{2}^+$	85 ± 4	
4.38	$\frac{7}{2}^+$	2.79	$\frac{9}{2}^+$	15 ± 4	< 0.12 ps
4.55	$(\frac{1}{2}, \frac{3}{2})^-$	0	$\frac{1}{2}^+$	35 ± 25	< 80 fs
		0.28	$\frac{1}{2}^-$	65 ± 25	
4.60	$(\frac{5}{2}^+)$	0.24	$\frac{5}{2}^+$	90 ± 5	< 0.16 ps
		1.54	$\frac{3}{2}^+$	10 ± 5	> 1 ps
4.64	$\frac{13}{2}^+$	2.79	$\frac{9}{2}^+$	100	

^a See Table 19.26 in (1978AJ03) for additional data and for references.

^b $E_x = 238.27 \pm 0.11, 275.09 \pm 0.13, 1507.56 \pm 0.3, 1536.0 \pm 0.4, 1615.06 \pm 0.5, \text{ and } 2794.7 \pm 0.6$ keV from E_γ measurements: see Table 19.25 in (1978AJ03).

^c $B(E1) = (1.06 \pm 0.05) \times 10^{-3}$ W.u.

^d $\Gamma_\gamma = 0.17 \pm 0.08, 24_{-8}^{+27}, 3.7_{-0.9}^{+1.8}$ and $2.0_{-0.6}^{+1.3}$ meV: see Table 19.26 in (1978AJ03).

Table 19.29: Branchings in $^{19}\text{Ne}(\beta^+)^{19}\text{F}$ ^a

Decay to $^{19}\text{F}^*$ (MeV)	J^π	Branch (%)	$\log ft$ ^b
0	$\frac{1}{2}^+$	99.99	3.237 ± 0.002
0.11	$\frac{1}{2}^-$	$(1.2 \pm 0.2) \times 10^{-2}$	7.061 ± 0.072
1.55 ^c	$\frac{3}{2}^+$	$(2.22 \pm 0.21) \times 10^{-3}$ ^d	5.700 ± 0.041

^a (1983AD03). See also (1981AD05).

^b See also (1985BR29).

^c E_γ for $^{19}\text{F}^*$ ($1.55 \rightarrow 0.20$) = 1356.92 ± 0.15 keV (1976AL07), 1356.84 ± 0.13 keV (1983AD03).

^d From (1976AL07, 1983AD03).

Table 19.30: Resonances in $^{15}\text{O}(\alpha, \gamma)^{19}\text{Ne}$ ^a

$E^*(^{19}\text{Ne})$ (keV)	$E_\alpha(\text{cm})$ ^b (keV)	Γ_γ ^c (meV)	Γ_α (meV)	$\omega\gamma$ (meV)
4033	504	73 ± 41 ^h	0.0072 ^d	0.014
4379	850	> 60		> 10
4549	1020	39^{+34}_{-15}	< 3.8 ^e	4.5 ± 2.5
4600	1071	> 13	88 ± 18 ^e	198 ± 51
4712	1183	43 ± 8	420 ± 70 ^f	113 ± 17
5092	1563	$\Gamma_{\text{T}}(^{19}\text{F}) > 22$	$\gamma(^{19}\text{F}) = 4.3 \pm 2.7$ ^g	< 60

^a See Table 1 in (1990MA05).

^b The energies of these resonances are known to ± 4 keV or better, except for the 1183 keV resonance, which is ± 10 keV.

^c Widths from analog states in ^{19}F .

^d Based on a reduced α -particle width of 0.06 from the $^{15}\text{N}(^6\text{Li}, \text{d})^{19}\text{F}$ reaction populating the bound mirror state in ^{19}F .

^e (1987MA31).

^f (1972RO01).

^g (1987AJ02).

^h See also (1995MA28).

Table 19.31: Resonances reported in $^{16}\text{O} + ^3\text{He}$ ^a

$E(^3\text{He})$ (MeV)	Resonance in	$\Gamma_{\text{c.m.}}$ (MeV)	E_x (MeV)	J^π
2.400	$p_{1 \rightarrow 4}, p_{5,6,7}, \alpha_0$	0.355	10.46	$\frac{1}{2}^+$
2.425	$p_{1 \rightarrow 4}, p_{5,6,7}, \alpha_0$	0.045	10.48	$\frac{3}{2}^+$
3.65	$p\gamma, ^3\text{He}, \alpha_0$	0.025	11.51 ± 0.05	$\frac{3}{2}^-, (\frac{1}{2}^-)$
4.50	$^3\text{He}, \alpha_0$	0.200 ± 0.025	12.23 ± 0.05	$\frac{5}{2}^+$
4.70	$^3\text{He}, \alpha_0$	0.180 ± 0.025	12.40 ± 0.05	$\frac{7}{2}^+$
5.05	$p_0, p_1, p_5, ^3\text{He}$	0.18 ± 0.04	12.69 ± 0.05	$\frac{1}{2}^+$
6.37 ^b	γ_0, γ_{1+2}	0.67 ± 0.25	13.8 ± 0.25	
7.65 ^b	γ_{1+2}	0.62 ± 0.13	14.88 ± 0.13	
9.26 ^b	γ_{1+2}, n	0.40 ± 0.13	16.23 ± 0.13	
11.8 ^b	$\gamma_{0 \rightarrow 2}$	4.4 ± 0.5	18.4 ± 0.5	

^a See reaction 2, ^{19}Ne , in (1978AJ03) for references.

^b $(2J + 1)\Gamma_{3\text{He}\gamma} = 30 \pm 17, 89 \pm 44, 18 \pm 4$, and $17000 \pm 5300 \text{ keV}^2$ for $^{19}\text{Ne}^*(13.8, 14.9, 16.2, 18.4)$ (1983WA05).

This as well as the analog reaction [$^{16}\text{O}(^{10}\text{B}, ^7\text{Be})^{19}\text{F}$] have been studied at $E(^{10}\text{B}) = 100 \text{ MeV}$. On the basis of similar yields and E_x , and in addition to the low-lying analogs, it is suggested that the following pairs of states are analogs in ^{19}F -(^{19}Ne): 8.98 (8.94), 11.33 (11.09), 12.79 (12.48), 14.15 (14.17), 14.99 (14.61) and 15.54 (15.40) [$\pm 100 \text{ keV}$]; however, problems of energy resolution are evident. See (1983AJ01) for references on this and on other heavy-ion induced reactions.


7. $^{16}\text{O}(^{12}\text{C}, ^9\text{Be})^{19}\text{Ne}$ $Q_m = -17.836$

This ^3He stripping reaction was studied at $E(^{12}\text{C}) = 480 \text{ MeV}$ (1988KR11). The ground state, 0.2 MeV doublet and 1.5 MeV multiplet were weakly populated. High spin states at 2.8 MeV ($\frac{9}{2}^+$) and 4.64 MeV ($\frac{13}{2}^+$) were strongly populated and were inferred to belong to the $(sd)^3, 2N + L, \text{g.s.}$ band with $((1d_{5/2})^2 2s_{1/2})_{9/2^+}$ and $(1d_{5/2})^3_{13/2^+}$ configurations. Levels at 8.9, 9.88 and 10.41 MeV were inferred to have spin parities of $\frac{11}{2}^-, \frac{11}{2}^+$, and $\frac{13}{2}^+$. A $\frac{17}{2}^-$ spin parity was proposed for the strongly populated 12.3 MeV level.

8. $^{17}\text{O}(^3\text{He}, n)^{19}\text{Ne}$ $Q_m = 4.300$

Neutron- γ coincidence measurements lead to the determination of excitation energies [$E_x = 4032.9 \pm 2.4, 4140 \pm 4, 4197.1 \pm 2.4, 4379.1 \pm 2.2, 4549 \pm 4, 4605 \pm 5, 4635 \pm 4$ and $(5097 \pm 10) \text{ keV}$],

τ_m and branching ratios (see Table 19.28). On the basis of these it is suggested that $^{19}\text{Ne}^*(4.14, 4.20)$ are the analogs of $^{19}\text{F}^*(4.03, 4.00)$ [$J^\pi = \frac{9}{2}^-, \frac{7}{2}^-$] and that $^{19}\text{Ne}^*(4.55, 4.60)$ are the analogs of $^{19}\text{F}^*(4.556, 4.550)$ [$J^\pi = \frac{5}{2}^+, \frac{3}{2}^-$]. There is no evidence for a reported state at $E_x = 4.78$ MeV: see (1978AJ03).



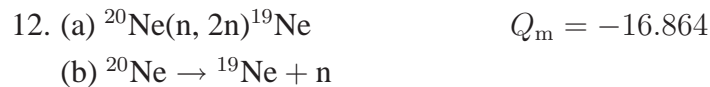
This reaction (at $E_p = 201$ MeV) selectively populates stretched 2p-1h states, in particular $^{19}\text{Ne}^*(4.64)$ [$J^\pi = \frac{13}{2}^+$] and a structure near 10 MeV. Angular distributions and A_y are reported for $^{19}\text{Ne}^*(0, 2.80, 4.6)$ (1986KE04). See also (1987AJ02) and (1990KU1H).



For a review of threshold measurements see (1972AJ02, 1976FR13). Measurements of the total cross section from threshold ($E_p = 4.24$ MeV) to $E_p = 28$ MeV are reported by (1990WA10). Excited states of ^{19}Ne determined from γ -spectra are displayed in Table 19.25 of (1978AJ03). Branching ratio and τ_m measurements are summarized in Table 19.28 here. For the g -factor of $^{19}\text{Ne}^*(0.24)$ see Table 19.27. Angular distributions have been measured at $E_p = 160$ MeV to $^{19}\text{Ne}^*(0[0], 1.54[(0+2)], 5.4[0], 6.2[(0+1)], 7.1[(0+1)], 7.7[(0+1)], 8.60[(0)], 10.2[(1)], 11.0[0], 12.1)$ (1984RA22; [transferred angular momentum in brackets] also forward-angle $\sigma(\theta)$ at $E_p = 120$ MeV). Spin-transfer coefficients were measured at $E_p = 120, 160$ MeV by (1990HUZY). See also ^{20}Ne in (1987AJ02) and (1987TA13, 1989RA1G).



Angular distributions have been obtained for the triton groups to $^{19}\text{Ne}^*(0.24, 1.54, 2.79)$ at $E(^3\text{He}) = 26$ MeV: see (1978AJ03). ^{19}Ne levels at $E_x = 7.060/7.088, 7.500, 7.531$ and 7.620 MeV were measured to obtain Γ_p/Γ_α branching ratios ($0.58 \pm 0.08, 2.7 \pm 0.9, 0.29 \pm 0.09$, and 0.34 ± 0.05 , respectively) for determination of possible HCNO breakout reactions $^{18}\text{F}(p, \gamma)^{19}\text{Ne}$ and $^{18}\text{F}(p, \alpha)^{15}\text{O}(\alpha, \gamma)^{19}\text{Ne}$ (1993UTZZ).



Theoretical calculations of neutron-induced reaction cross sections on ^{20}Ne in the energy range 1–30 MeV were performed (1991RE10). The shape and magnitude of the neutron yield from the

Table 19.32: ^{19}Ne levels from $^{20}\text{Ne}(^3\text{He}, \alpha)$ ^a

E_x (MeV \pm keV)	l_n	J^π	E_x (MeV \pm keV)	l_n	J^π
0	0	$\frac{1}{2}^+$	6.862 ± 7		
0.2384 ± 0.15	2	$\frac{5}{2}^+$	7.067 ± 9		
0.27530 ± 0.2	1	$\frac{1}{2}^-$	(7.178 ± 15)		
1.5040 ± 3		$(\frac{5}{2}^-)$	7.253 ± 10		
1.5324 ± 3		$(\frac{3}{2})^+$	(7.326 ± 15)		
1.6115 ± 3	1	$(\frac{3}{2})^-$	(7.531 ± 15)		
2.7917 ± 3	4, 5	$(\frac{9}{2})^+$	7.614 ± 20		
4.036 ± 10	2	$(\frac{3}{2}, \frac{5}{2})^+$	7.700 ± 10		
4.142 ± 10			(7.788 ± 10)		
4.200 ± 10			7.994 ± 15		
4.379 ± 10			8.063 ± 15		
4.551 ± 10	1	$(\frac{1}{2}, \frac{3}{2})^-$	8.236 ± 10 ^b		
4.625 ± 10			8.440 ± 10		
4.712 ± 10			8.523 ± 10		
4.783 ± 20			(8.810 ± 25)		
5.089 ± 7			8.915 ± 10		
5.351 ± 10	0	$\frac{1}{2}^+$	9.013 ± 10		
5.424 ± 7			9.100 ± 20		
5.463 ± 20			9.240 ± 20		
5.539 ± 9			9.489 ± 25		
5.832 ± 9			9.886 ± 50 ^b		
6.013 ± 7	1	$(\frac{3}{2}, \frac{1}{2})^-$	10.407 ± 30 ^b		
6.094 ± 8			10.613 ± 20		
6.149 ± 20					
6.289 ± 7					
6.437 ± 9					
6.742 ± 7	1	$(\frac{3}{2}, \frac{1}{2})^-$			

^a See Table 19.27 of (1978AJ03) for additional results and for a listing of the references.

^b Unresolved states.

breakup of ^{20}Ne [reaction (b)] was calculated in the high-energy region using diffraction theory of processes of fragmentation of complex nuclei.

$$13. \ ^{20}\text{Ne}(^3\text{He}, \alpha)^{19}\text{Ne} \quad Q_m = 3.713$$

Alpha groups have been observed to ^{19}Ne states with $E_x < 10.6$ MeV: see Tables 19.27 and 19.32. Angular distributions have been measured for $E(^3\text{He}) = 10$ to 35 MeV: see (1972AJ02). DWBA analysis of the strongest transitions leads to the l and J^π values shown in Table 19.32. $^{19}\text{Ne}^*(0, 0.24, 1.54, 2.79)$ are identified as members of the $K^\pi = \frac{1}{2}^+$ rotational band [with $^{19}\text{Ne}^*(4.38)$ as the $\frac{7}{2}^+$ member] and $^{19}\text{Ne}^*(0.28, 1.51, 1.62)$ with the $K^\pi = \frac{1}{2}^-$ band. Candidates for the $\frac{7}{2}^-$ and $\frac{9}{2}^-$ members of the $K^\pi = \frac{1}{2}^-$ band are thought to be $^{19}\text{Ne}^*(4.15, 4.20)$. Possible matching of other ^{19}Ne states with those in ^{19}F is also discussed: see (1972AJ02). For lifetime and radiative decay measurements see Table 19.28. See also (1987AJ02) and see (1989MC1C) for use of this reaction for observing parity-violating effects.

$$14. \ ^{21}\text{Ne}(\text{p}, \text{t})^{19}\text{Ne} \quad Q_m = 15.144$$

At $E_p = 40$ MeV the angular distributions to $^{19}\text{Ne}^*(0.24, 4.03, 5.09)$ are well described by $L = 2, 0$ and 4 , respectively. $^{19}\text{Ne}^*(4.03)$, $J^\pi = \frac{3}{2}^+$, has a dominant 5p-2h configuration. $^{19}\text{Ne}^*(5.09)$ has positive parity and the data are consistent with $J = \frac{5}{2}$. At $E_p = 45$ MeV the triton group to a state with $E_x = 7.620 \pm 0.025$ MeV has an angular distribution [$L = 0$] which is similar to that for $^{19}\text{F}^*(7.66)$; both are thought to be the analogs of the $(J^\pi; T) = (\frac{3}{2}^+; \frac{3}{2})$ 0.096 MeV first excited state of ^{19}O . The ground state of ^{19}O has $J^\pi = \frac{5}{2}^+$; L for the analog state should be 2. $^{19}\text{Ne}^*(0, 2.79)$ are also populated: see (1978AJ03, 1983AJ01).

^{19}Na (Fig. 4)

This nucleus was observed in the $^{24}\text{Mg}(\text{p}, ^6\text{He})^{19}\text{Na}$ reaction at $E_p = 54.7$ MeV (1969CE01). A study via the $^{24}\text{Mg}(^3\text{He}, ^8\text{Li})^{19}\text{Na}$ reaction at $E(^3\text{He}) = 76.3$ MeV leads to an atomic mass excess of 12.929 ± 0.012 MeV for ^{19}Na ; it is then unstable with respect to breakup into $^{18}\text{Ne} + \text{p}$ by 321 ± 13 keV. An excited state at $E_x = 120 \pm 10$ keV is also reported (1975BE38, 1993AU05). See also (1987AJ02) and (1987PO01, 1987SA24, 1988CO15, 1990PO04, 1992AV03).

^{19}Mg (Not observed)

See (1987AJ02) and (1987GU1K, 1987PO01, 1993HI08).

Table 19.33: Mirror states in $A = 19$ nuclei ^a

¹⁹ F		¹⁹ Ne		ΔE_x (MeV) ^b
E_x (MeV)	J^π	E_x (MeV)	J^π	
0	$\frac{1}{2}^+$	0	$\frac{1}{2}^+$	—
0.110	$\frac{1}{2}^-$	0.275	$\frac{1}{2}^-$	+0.17
0.197	$\frac{5}{2}^+$	0.238	$\frac{5}{2}^+$	+0.04
1.35	$\frac{5}{2}^-$	1.51	$\frac{5}{2}^-$	+0.16
1.46	$\frac{3}{2}^-$	1.62	$\frac{3}{2}^-$	+0.16
1.55	$\frac{3}{2}^+$	1.53	$\frac{3}{2}^+$	-0.02
2.78	$\frac{9}{2}^+$	2.79	$\frac{9}{2}^+$	+0.01
3.91	$\frac{3}{2}^+$	4.03	$\frac{3}{2}^+$	+0.12
4.00	$\frac{7}{2}^-$	4.20	$(\frac{7}{2})^-$	+0.20
4.03	$\frac{9}{2}^-$	4.14	$(\frac{9}{2})^-$	+0.11
4.38	$\frac{7}{2}^+$	4.38	$(\frac{7}{2})^+$	+0.001
4.55	$\frac{5}{2}^+$	4.60	$(\frac{5}{2})^+$	+0.05
4.56	$\frac{3}{2}^-$	4.55	$(\frac{1}{2}, \frac{3}{2})^-$	-0.007
4.65	$\frac{13}{2}^+$	4.64	$\frac{13}{2}^+$	-0.01
4.68	$\frac{5}{2}^-$	4.72	$(\frac{5}{2})^-$	+0.03
5.11	$\frac{5}{2}^+$	5.09	$\frac{5}{2}^+$	-0.01
5.34	$\frac{1}{2}^{(+)}$	5.35	$\frac{1}{2}^+$	+0.01

^a As taken from Tables 19.9 and 19.27.

^b Defined as $E_x(^{19}\text{Ne}) - E_x(^{19}\text{F})$.

Table 19.34: Isospin quadruplet components ($T = \frac{3}{2}$) in $A = 19$ nuclei ^a

¹⁹ O		¹⁹ F		¹⁹ Ne		¹⁹ Na	
E_x (MeV)	J^π	E_x (MeV)	$J^\pi; T$	E_x (MeV)	$J^\pi; T$	E_x (MeV)	J^π
0	$\frac{5}{2}^+$	7.54	$\frac{5}{2}^+; \frac{3}{2}$	7.62	$\frac{3}{2}^+; \frac{3}{2}$		
0.096	$\frac{3}{2}^+$	7.66	$\frac{3}{2}^+; \frac{3}{2}$				
1.47	$\frac{1}{2}^+$	8.79	$\frac{1}{2}^+; \frac{3}{2}$				
2.37	$\frac{9}{2}^+$	9.93	$\frac{9}{2}^+; \frac{3}{2}$				
3.07	$(\frac{3}{2})^+$	10.56	$\frac{3}{2}^+; (\frac{3}{2})$				
3.15	$\frac{5}{2}^+$	10.61	$\frac{5}{2}^+; \frac{3}{2}$				
		11.57	$T = \frac{3}{2}$				
4.11	$\frac{3}{2}^+$	11.65	$\frac{3}{2}^+; (\frac{3}{2})$				
4.58	$\frac{3}{2}^-$	12.14	$\frac{3}{2}^-; \frac{3}{2}$				
5.08	$\frac{1}{2}^-$	12.58	$\frac{1}{2}^-; \frac{3}{2}$				
5.15	$\geq \frac{5}{2}^+$	12.78	$\frac{5}{2}^+; \frac{3}{2}$				
5.54	$\frac{3}{2}^+$	12.86	$\frac{3}{2}^+; \frac{3}{2}$				
5.70	$\frac{7}{2}^-$	13.32	$\frac{7}{2}^-; (\frac{3}{2})$				
6.27	$\frac{7}{2}^-$	13.73	$\frac{7}{2}^-; \frac{3}{2}$				

^a As taken from Tables 19.2, 19.9 and 19.27.

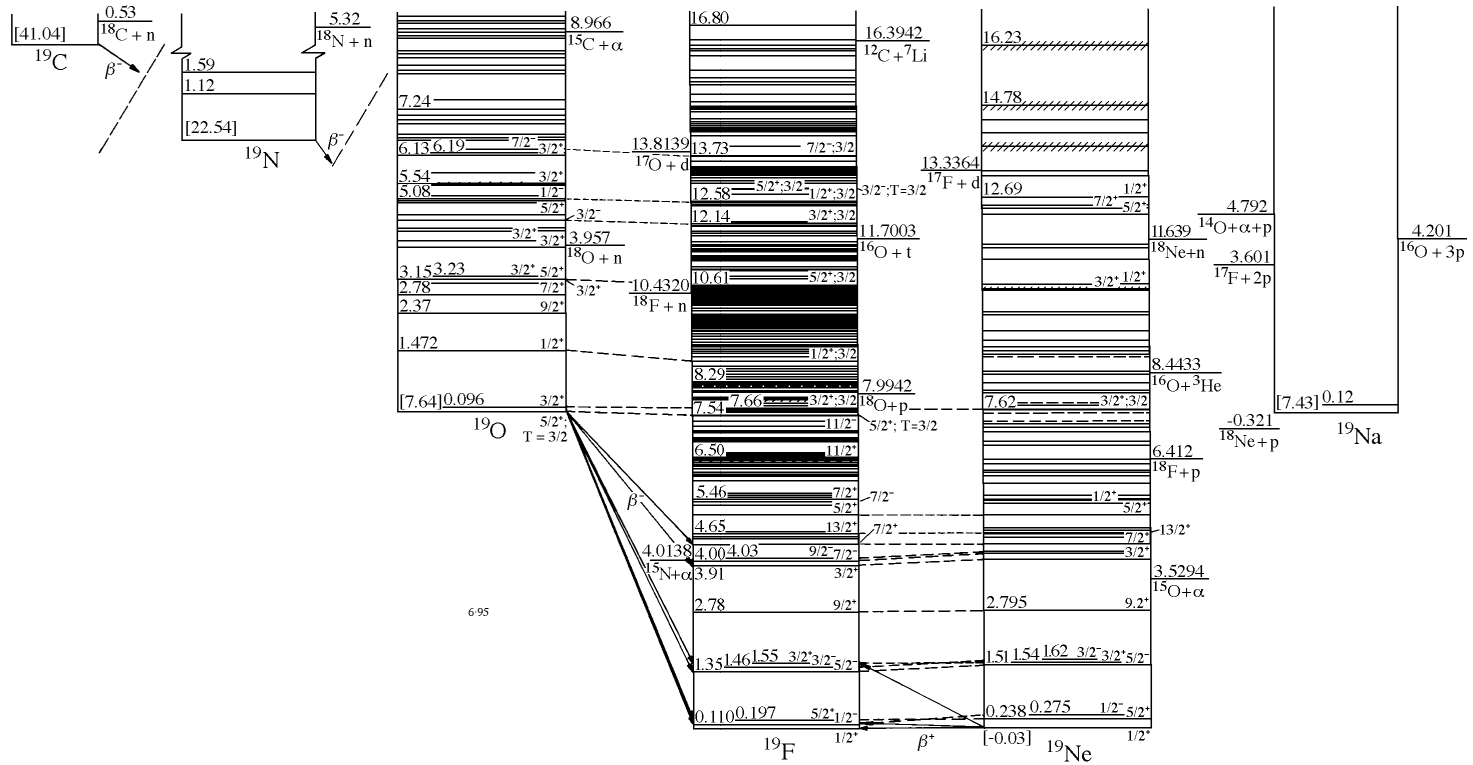


Fig. 4: Isobar diagram, $A = 19$. The diagrams for individual isobars have been shifted vertically to eliminate the neutron-proton mass difference and the Coulomb energy, taken as $E_C = 0.60Z(Z - 1)/A^{1/3}$. Energies in square brackets represent the (approximate) nuclear energy, $E_N = M(Z, A) - ZM(\text{H}) - NM(\text{n}) - E_C$, minus the corresponding quantity for ^{19}F : here M represents the atomic mass excess in MeV. Levels which are presumed to be isospin multiplets are connected by dashed lines.

References

(Closed 31 October 1994)

- 1964BA16 J.K. Bair, C.M. Jones and H.B. Willard, Nucl. Phys. 53 (1964) 209
- 1969BL18 J. Bleck, D.W. Haag and W. Ribbe, Nucl. Instr. Meth. Phys. Res. 67 (1969) 169
- 1969CE01 J. Cerny, R.A. Mendelson, Jr., G.J. Wozniak, J.E. Esterl and J.C. Hardy, Phys. Rev. Lett. 22 (1969) 612
- 1972AJ02 F. Ajzenberg-Selove, Nucl. Phys. A190 (1972) 1
- 1972RO01 D.W.O. Rogers, J.G. Aitken and A.E. Litherland, Can. J. Phys. 50 (1972) 268
- 1974SE01 S. Sen, S.E. Darden, H.R. Hiddleston and W.A. Yoh, Nucl. Phys. A219 (1974) 429
- 1975BE38 W. Benenson, A. Guichard, E. Kashy, D. Mueller, H. Nann and L.W. Robinson, Phys. Lett. B58 (1975) 46
- 1976AL07 D.E. Alburger, Phys. Rev. C13 (1976) 2593
- 1976FR13 J.M. Freeman, Nucl. Instrum. Meth. Phys. Res. 134 (1976) 153
- 1977FO10 H.T. Fortune and H.G. Bingham, Nucl. Phys. A293 (1977) 197
- 1978AJ03 F. Ajzenberg-Selove, Nucl. Phys. A300 (1978) 1
- 1978LEZA C.M. Lederer, V.S. Shirley, E. Browne, J.M. Dairiki, R.E. Doebler, A.A. Shihab-Eldin, L.J. Jardine, J.K. Tuli and A.B. Buyrn, Table of Isotopes 7th ed. (New York: John Wiley & Sons, 1978)
- 1978SY01 T.J.M. Symons, L.K. Fifield, M.J. Hurst, F. Watt, C.H. Zimmerman and K.W. Allen, J. Phys. G4 (1978) 411
- 1979KO26 L. Koester, K. Knopf and W. Waschkowski, Z. Phys. A292 (1979) 95
- 1979LO01 H. Lorenz-Wirzba, P. Schmalbrock, H.P. Trautvetter, M. Wiescher, C. Rolfs and W.S. Rodney, Nucl. Phys. A313 (1979) 346
- 1979MU05 G. Murillo, M. Fernandez, P. Perez, J. Ramirez, S.E. Darden, M.C. Cobian-Rozak and L. Montestruque, Nucl. Phys. A318 (1979) 352
- 1980VE1A W.J. Vermeer, M.Sc. Thesis, Auckland Univ. (1980)
- 1980WI17 M. Wiescher, H.W. Becker, J. Gorres, K.-U. Kettner, H.P. Trautvetter, W.E. Kieser, C. Rolfs, R.E. Azuma, K.P. Jackson and J.W. Hammer, Nucl. Phys. A349 (1980) 165
- 1981AD05 E.G. Adelberger, M.M. Hindi, C.D. Hoyle, H.E. Swanson and R.D. von Lintig, Phys. Rev. C24 (1981) 313
- 1981MUZQ S.F. Mughabghab, M. Divadeenam and N.E. Holden, Neutron Cross Sections 1A (1981) Z=1-60

- 1982BE29 H.W. Becker, W.E. Kieser, C. Rolfs, H.P. Trautvetter and M. Wiescher, *Z. Phys.* A305 (1982) 319
- 1982DE30 L.C. Dennis, K.M. Abdo, A.D. Frawley and K.W. Kemper, *Phys. Rev.* C26 (1982) 981
- 1982DI11 G.U. Din, J.A. Cameron, V. Janzen and R. Schubank, *Nucl. Phys.* A385 (1982) 256
- 1982EL08 K. Elsener, W. Gruebler, V. Konig, C. Schweizer, P.A. Schmelzbach, J. Ulbricht, F. Sperisen and M. Merdzan, *Phys. Lett.* B117 (1982) 167
- 1982GL08 C. Glashausser, R. de Swinarski, K. Jones, S. Nanda, F.T. Baker, M. Grimm, V. Penumetcha, A. Scott, G. Adams, G. Igo et al., *Phys. Lett.* B116 (1982) 215
- 1982KR05 H. Krawinkel, H.W. Becker, L. Buchmann, J. Gorres, K.U. Kettner, W.E. Kieser, R. Santo, P. Schmalbrock, H.P. Trautvetter, A. Vlieks et al., *Z. Phys.* A304 (1982) 307
- 1982MA39 D.W. MacArthur, F.P. Calaprice, A.L. Hallin, M.B. Schneider and D.F. Schreiber, *Phys. Rev.* C26 (1982) 1753
- 1982OL02 J.W. Olness, E.K. Warburton and D.E. Alburger, *Nucl. Phys.* A378 (1982) 539
- 1982RA1A J. Rapaport, *Phys. Rept.* 87 (1982) 25
- 1982VE05 W.J. Vermeer and A.R. Poletti, *J. Phys.* G8 (1985) 851
- 1982VE13 J. Vernotte, G. Berrier-Ronsin, J. Kalifa and R. Tamisier, *Nucl. Phys.* A390 (1982) 285
- 1983AD03 E.G. Adelberger, M.M. Hindi, C.D. Doyle, H.E. Swanson, R.D. von Lintig and W.C. Haxton, *Phys. Rev.* C27 (1983) 2833
- 1983AJ01 F. Ajzenberg-Selove, *Nucl. Phys.* A392 (1983) 1; Errata *Nucl. Phys.* A413 (1984) 168
- 1983ANZQ Y. Ando, M. Uno and M. Yamada, JAERI-M-83-025 (1983)
- 1983BI03 J. Billowes, J. Asher, D.W. Bennett, J.A.G. de Raedt, M.A. Grace and B.J. Murphy, *J. Phys.* G9 (1983) 293
- 1983CU02 A. Cunsolo, A. Foti, G. Imme, G. Pappalardo, G. Raciti and N. Saunier, *Phys. Lett.* B124 (1983) 439
- 1983HA1B M.J. Harris, W.A. Fowler, G.R. Caughlin and B.A. Zimmerman, *Ann. Rev. Astron. Astrophys.* 21 (1983) 165
- 1983MA16 C.J. Martoff, J.A. Bistirlich, C.W. Clawson, K.M. Crowe, M. Koike, J.P. Miller, S.S. Rosenblum, W.A. Zajc, H.W. Baer, A.H. Wapstra et al., *Phys. Rev.* C27 (1983) 1621
- 1983WA05 C.E. Waltham, S.H. Chew, J. Lowe, J.M. Nelson and A.R. Barnett, *Nucl. Phys.* A395 (1983) 119
- 1984AS03 J. Asher, D.W. Bennett, H.A. Doubt, M.A. Grace, T.J. Moorhouse and B.J. Murphy, *J. Phys.* G10 (1984) 1079
- 1984KE04 E. Kerkhove, H. Ferdinande, R. van de Vyver, P. Berkvens, P. van Otten, E. van Camp and D. Ryckbosch, *Phys. Rev.* C29 (1984) 2047

- 1984MA32 C.F. Maguire, G.L. Bomar, L. Cleeman, J.H. Hamilton, R.B. Piercey, J.C. Peng, N. Stein and P.D. Bond, Phys. Rev. Lett. 53 (1984) 548
- 1984MO06 Z. Moroz, K. Rusek, P. Egelhof, S. Kossionides, K.-H. Mobius, G. Tungate, E. Stefens, G. Grawert, I. Koenig and D. Fick, Nucl. Phys. A417 (1984) 498
- 1984MO08 S. Mordechai and H.T. Fortune, Phys. Rev. C29 (1984) 1765
- 1984MO28 S. Mordechai and H.T. Fortune, Phys. Rev. C30 (1984) 1924
- 1984MU27 J.A. Musser and J.D. Stevenson, Phys. Rev. Lett. 53 (1984) 847
- 1984NE1A Nemets, Rudchik and Chuvilski, in Alma Ata 84 (1984) 334
- 1984RA22 J. Rapaport, C. Gaarde, J. Larsen, C. Goulding, C.D. Goodman, C. Foster, D.J. Horen, T. Masterson, E. Sugarbaker and T.N. Taddeucci, Nucl. Phys. A431 (1984) 301
- 1984TA08 T. Tachikawa, N. Kato, H. Fujita, K. Kimura, T. Sugimitsu, K. Morita, K. Anai, T. Inoue, H. Inoue, Y. Nakajima et al., Phys. Lett. B139 (1984) 267
- 1985BR15 B.A. Brown, B.H. Wildenthal, C.F. Williamson, F.N. Rad, S. Kowalski, H. Crannell and J.T. O'Brien, Phys. Rev. C32 (1985) 1127
- 1985BR29 B.A. Brown and B.H. Wildenthal, At. Data Nucl. Data Tables 33 (1985) 347
- 1985CA41 G.R. Caughlan, W. A. Fowler, M.J. Harris and B.A. Zimmerman, At. Data Nucl. Data Tables 32 (1985) 197
- 1985DI16 W.R. Dixon, D.W.O. Rogers, R.S. Storey and A.A. Pilt, Phys. Rev. C32 (1985) 2205
- 1985KE03 E. Kerkhove, R. van de Vyver, H. Ferdinande, D. Ryckbosch, P. van Otten, P. Berkvens and E. van Camp, Phys. Rev. C32 (1985) 368
- 1985KE1C J. Keinonen, AIP Conf. Proc. 125 (1985) 557
- 1985MO20 S. Mordechai and H.T. Fortune, Phys. Rev. C32 (1985) 2207
- 1985OH04 S. Ohkubo and Y. Ishikawa, Phys. Rev. C31 (1985) 1560
- 1985RO01 G. Rosner, J. Pochodzalla, B. Heck, G. Hlawatsch, A. Miczaika, H.J. Rabe, R. Butsch, B. Kolb, B. Sedelmeyer, Phys. Lett. B150 (1985) 87
- 1985SM04 A.E. Smith, S.C. Allcock, W.D.M. Rae, B.R. Fulton and D.W. Banes, Nucl. Phys. A441 (1985) 701
- 1986ADZT E.G. Adelberger, in AIP Conf. Proc. 150 (1986) 1177
- 1986AI04 A. Ait Haddou, M. Berrada and G. Paic, J. Radioanal. Nucl. Chem. 102 (1986) 159
- 1986CH29 A.E. Champagne and M.L. Pitt, Nucl. Phys. A457 (1986) 367
- 1986CO1F D.D. Cohen, A. Katsaros and S. Frisken, 11th AINSE Nucl. Phys. Conf., Melbourne, Australia, 1986 (Australian Inst. Nucl. Sci. Eng., 1986) 16; Phys. Abs. 79276 (1986)
- 1986DO10 A.J.H. Donne, G. van Middelkoop, L. Lapikas, T. Suzuki, P.W.M. Glaudemans and D. Zwarts, Nucl. Phys. A455 (1986) 453

- 1986DU07 J.P. Dufour, R. Del Moral, A. Fleury, F. Hubert, D. Jean, M.S. Pravikoff, H. Delagrè, H. Geissel and K.-H. Schmidt, *Z. Phys.* A324 (1986) 487
- 1986FUZV H. Fujita, N. Kato, T. Tachikawa, T. Sugimitsu, K. Kimura, Y. Ikeda, H. Yamaguchi, Y. Nakajima, Y. Sugiyama, Y. Tomita et al., *Proc. Int. Nucl. Phys. Conf.*, Harrogate, UK (1986) 317
- 1986HEZW R. Helmer, W.P. Alford, A. Celler, O. Hausser, K. Hicks, K.P. Jackson, S. Yen, R. Henderson, C.A. Miller, A. Yavin et al., *Bull. Amer. Phys. Soc.* 31 (1986) 1214
- 1986IS09 B.S. Ishkhanov, I.M. Kapitonov and V.I. Mokeev, *Izv. Akad. Nauk SSSR Ser. Fiz.* 50 (1986) 1974; *Bull. Acad. Sci. USSR Phys. Ser.* 50 (1986) 101
- 1986KE04 J.J. Kehayias, R.D. Bent, M.C. Green, M. Hugi, H. Nann and T.E. Ward, *Phys. Rev.* C33 (1986) 1388
- 1986KO10 P.E. Koehler, H.D. Knox, D.A. Resler, R.O. Lane and G.F. Auchampaugh, *Nucl. Phys.* A453 (1986) 429
- 1986KO1E H. Koch, *AIP Conf. Proc.* 150 (1986) 490
- 1986LA07 K. Langanke, M. Wiescher, W.A. Fowler and J. Gorres, *Astrophys. J.* 301 (1986) 629
- 1986MA13 J.F. Mateja, A.D. Frawley, R.A. Parker and K. Sartor, *Phys. Rev.* C33 (1986) 1307
- 1986OU01 S. Ouichaoui, H. Beaumevielle, N. Bendjaballah and A. Genoux-Lubain, *Nuovo Cim.* A94 (1986) 133
- 1986SE08 H.M. Sen Gupta, M.A. Zaman, F. Watt and M.J. Hurst, *Nuovo Cim.* A93 (1986) 217
- 1986SE1B N. Seichert, W. Assmann, H. Clement, G. Graw, C. Hategan, H. Kader, F. Merz and P. Schiemenz, *J. Phys. Soc. Jpn. Suppl.* 55 (1986) 646
- 1986TAZO T. Tachikawa, N. Kato, H. Fujita, K. Kimura, T. Sugimitsu, K. Anai, Y. Nakajima, K. Morita, M. Tanaka and S. Kubono, *Proc. Int. Nucl. Phys. Conf.*, Harrogate, UK (1986) 313
- 1986VI09 D.J. Vieira, J.M. Wouters, K. Vaziri, R.H. Kraus, Jr., H. Wollnik, G.W. Butler, F.K. Wohn and A.H. Wapstra, *Phys. Rev. Lett.* 57 (1986) 3253
- 1986VO10 K.F. von Reden, W.W. Daehnick, S.A. Dytman, R.D. Rosa, J.D. Brown, C.C. Foster, W.W. Jacobs and J.R. Comfort, *Phys. Rev.* C34 (1986) 375
- 1986VO12 G. Vourvopoulos, C.F. Maguire, Z. Kui, L.C. Dennis, K.W. Kemper and D.P. Sander-son, *Phys. Rev.* C34 (1986) 2180
- 1987AJ02 F. Ajzenberg-Selove, *Nucl. Phys.* A475 (1987) 1
- 1987AS05 H.J. Assenbaum, K. Langanke and C. Rolfs, *Z. Phys.* A327 (1987) 461
- 1987BE58 B. Berthier, R. Boisgard, J. Julien, J.M. Hisleur, R. Lucas, C. Mazur, C. Ng, M. Ribrag and C. Cerruti, *Phys. Lett.* B193 (1987) 417
- 1987BH05 K. Bharuth-Ram, S. Connell, J.P.F. Sellschop, M.C. Stemmet, H. Appel and G.M. Then, *Hyperfine Interactions* 34 (1987) 189

- 1987BR30 B.A. Brown and B.H. Wildenthal, Nucl. Phys. A474 (1987) 290
- 1987BU07 M. Burgel, H. Fuchs, H. Homeyer, G. Ingold, U. Jahnke and G. Thoma, Phys. Rev. C36 (1987) 90
- 1987BU12 L. Buchmann, J.M. D'Auria, J.D. King, G. Mackenzie, H. Schneider, R.B. Moore and C. Rolfs, Nucl. Instrum. Meth. Phys. Res. B26 (1987) 151
- 1987CH1J W.H. Chung, Singapore J. Phys. 4 (1987) 15; Phys. Abs. 67730 (1987)
- 1987DO10 A.J.H. Donne, L. Lapikas, A.G.M. Van Hees and D. Zwarts, Nucl. Phys. A469 (1987) 518
- 1987DUZU J.P. Dufour, R. Del Moral, F. Hubert, D. Jean, M.S. Pravikoff, A. Fleury, H. Delagrangé, A. Mueller, K.-H. Schmidt, E. Hanelt et al., Contrib. Proc. 5th Int. Conf. Nuclei far from Stability, Rosseau Lake, Canada, (1987) D1
- 1987DW1A R. Dwyer and P. Meyer, Astrophys. J. 322 (1987) 981
- 1987EL03 K. Elsener, W. Gruebler, V. König, P.A. Schmelzbach, J. Ulbricht, B. Vuaridel, D. Singy, C. Forstner and W.Z. Zhang, Nucl. Phys. A461 (1987) 579
- 1987EN06 J.B.A. England, L. Zybert, G.T.A. Squier, O. Karban, R. Zybert, J.M. Nelson, D. Barker, B.R. Fulton, M.C. Mannion, C.A. Ogilvie et al., Nucl. Phys. A475 (1987) 422
- 1987FO03 H.T. Fortune, Phys. Rev. C35 (1987) 1141
- 1987FR1F M. Frank, F. Gubitz, W. Kreishe, A. Labahn, C. Ott, B. Roseler, F. Schwab and G. Weeske, Hyperfine Interactions 34 (1987) 193
- 1987GI05 A. Gillebert, W. Mittig, L. Bianchi, A. Cunsolo, B. Fernandez, A. Foti, J. Gastebois, C. Gregoire, Y. Schutz and C. Stephan, Phys. Lett. B192 (1987) 39
- 1987GR20 A.M. Green and S. Wycech, Nucl. Phys. A467 (1987) 744
- 1987GU1K D. Guillemaud-Mueller, Dubna (1987) 350
- 1987HA1J P. Haapakoski, Mod. Phys. Lett. A2 (1987) 359
- 1987HE1H T.K. Hemmick, D. Elmore, P.W. Kubik, S.L. Olsen, T. Gentile, D. Nitz, D. Ciampa, H. Kagan, P. Haas, P.F. Smith et al., Nucl. Instrum. Meth. Phys. Res. B29 (1987) 389
- 1987KN01 M. Knopp, K.-H. Speidel, F. Hagelberg, H.-J. Simonis, P.N. Tandon and J. Gerber, Z. Phys. D4 (1987) 329
- 1987LE15 W. Leitner and H. Muther, Nucl. Phys. A469 (1987) 61
- 1987LI1F X.-Y. Li, S.-H. Yao and Q.-Y. Zhang, High Energy Phys. Nucl. Phys. 11 (1987) 397
- 1987LY04 W.G. Lynch, Nucl. Phys. A471 (1987) 309C
- 1987MA31 P.V. Magnus, M.S. Smith, P.D. Parker, R.E. Azuma, C. Campbell, J.D. King and J. Vise, Nucl. Phys. A470 (1987) 206
- 1987MI27 W. Mittig, J.M. Chouvel, W.L. Zhan, L. Bianchi, A. Cunsolo, B. Fernandez, A. Foti, J. Gastebois, A. Gillibert, C. Gregoire et al., Phys. Rev. Lett. 59 (1987) 1889

- 1987PA1D M. Paul, D. Fink and G. Hollos, Nucl. Instrum. Meth. Phys. Res. B29 (1987) 393
- 1987PO01 A. Poves and J. Retamosa, Phys. Lett. B184 (1987) 311
- 1987RA1D R. Ramaty and R.J. Murphy, Space Sci. Rev. 45 (1987) 213
- 1987RA36 M. Rahman, H.M. Sen Gupta, Md.A. Rahman and A.B. Siddique, Nuovo Cim. A98 (1987) 513
- 1987SA15 H. Sagawa and H. Toki, J. Phys. G13 (1987) 453
- 1987SA24 M.G. Saint-Laurent, J.P. Dufour, R. Anne, D. Bazin, V. Borrel, H. Delagrangé, C. Detraz, D. Guillemaud-Mueller, F. Hubert, J.C. Jacmart et al., Phys. Rev. Lett. 59 (1987) 33
- 1987SC11 L. Schmieder, D. Hilscher, H. Rossner, U. Jahnke, M. Lehmann, K. Ziegler and H.-H. Knitter, Nucl. Instrum. Meth. Phys. Res. A256 (1987) 457
- 1987SH23 W. Shen, Y. Zhu, W. Zhan, Z. Guo, S. Yin, W. Qiao and X. Yu, Nucl. Phys. A472 (1987) 358
- 1987SN01 K. Sneppen, Nucl. Phys. A470 (1987) 213
- 1987TA13 T.N. Taddeucci, C.A. Goulding, T.A. Carey, R.C. Byrd, C.D. Goodman, C. Gaarde, J. Larsen, D. Horen, J. Rapaport and E. Sugarbaker, Nucl. Phys. A469 (1993) 125
- 1987VD1A A.I. Vdovin, A.V. Golovin and I.I. Loschakov, Sov. J. Part. Nucl. 18 (1987) 573
- 1987YI1A S.-Z. Yin, Y.-T. Zhu, W.-Q. Shen, Z.-Y. Guo, W.-L. Zhan, W.-M. Qiao, E.-C. Wu and Z.-H. Zheng, Phys. Energ. Fortis and Phys. Nucl. 11 (1987) 259
- 1987ZH13 Z. Zhu and X. Zhao, Chin. J. Nucl. Phys. 9 (1987) 333
- 1988AL1K M.M. Al-Kofahi, A.B. Hallak, H.A. Al-Juwair and A.K. Saafin, Bull. Amer. Phys. Soc. 33 (1988) 1730
- 1988AP1A J.H. Applegate, Phys. Rep. 163 (1988) 141
- 1988AR1I A. Arima, Hyperfine Interactions 43 (1988) 47
- 1988BA83 S. Banik, Ind. J. Pure Appl. Phys. 26 (1987) 387
- 1988BR11 B.A. Brown, W.A. Richter, R.E. Julies and B.H. Wildenthal, Ann. Phys. 182 (1988) 191
- 1988BR1D B.A. Brown and B.H. Wildenthal, MSUCL-637 (1988)
- 1988BR1P B.A. Brown and B.H. Wildenthal, Ann. Rev. Nucl. Part. Soc. 38 (1988) 29
- 1988BU01 L. Buchman, J.M. D'auria and P. McCorquodale, Astrophys. J. 324 (1988) 953
- 1988CA26 G.R. Caughlan and W.A. Fowler, At. Data Nucl. Data Tables 40 (1988) 283
- 1988CA27 G. Cardella, M. Papa, G. Pappalardo, F. Rizzo, A. De Rosa, G. Inghima, M. Sandoli, G. Fortuna, G. Montagnoli, A.M. Stefanini et al., Nucl. Phys. A482 (1988) 235c
- 1988CO15 E. Comay, I. Kelson and A. Zidon, Phys. Lett. B210 (1988) 31

- 1988DE31 R. de Swiniarski and D.L. Pham, *Nuovo Cim.* A99 (1988) 117
- 1988DI02 S.S. Dietrich and B.L. Berman, *At. Data Nucl. Data Tables* 38 (1988) 199
- 1988DI08 J. Ding and G. He, *J. Phys.* G14 (1988) 1315
- 1988DO07 G. Doukellis, *Phys. Rev.* C37 (1988) 2233
- 1988DUZT J.P. Dufour, R. Del Moral, F. Hubert, D. Jean, M.S. Pravikoff, A. Fleury, H. Delagrangé, A.C. Mueller, K.-H. Schmidt, E. Hanelt et al., *AIP Conf. Proc.* 164 (1988) 344
- 1988EL1B J.P. Elliott, *Interactions and Structures in Nuclei*, Proc. in Honor of D.H. Wilkinson, Sussex, 9/87, A. Hilger Publ. (1988) 1
- 1988ET01 M.C. Etchegoyen, A. Etchegoyen, B.H. Wildenthal, B.A. Brown and J. Keinonen, *Phys. Rev.* C38 (1988) 1382
- 1988GA10 E. Gadioli and P.E. Hodgson, *Rep. Prog. Phys.* 52 (1989) 247
- 1988GUZT D. Guillemaud-Mueller, R. Anne, D. Bazin, C. Detraz, J. Galin, D. Guerreau, A.C. Mueller, E. Roeckl, M.G. Saint-Laurent, M. Bernas et al., *AIP Conf. Proc.* 164 (1988) 757
- 1988HA1T W.C. Haxton and S.E. Woosley, *Bull. Amer. Phys. Soc.* 33 (1988) 1566
- 1988HE03 S.K.B. Hesmondhalgh, E.F. Garman and K.W. Allen, *Nucl. Phys.* A476 (1988) 375
- 1988HE1C E.M. Henley, *Interactions and Structures in Nuclei*, Proc. in Honor of D.H. Wilkinson, Sussex, 9/87, A. Hilger Publ. (1988) 151
- 1988HE1E E.M. Henley, *Prog. Part. Nucl. Phys.* 20 (1988) 387
- 1988HE1G E.M. Henley, *Can. J. Phys.* 66 (1988) 554
- 1988JO1B G. A. Jones, *Interactions and Structures in Nuclei*, Proc. in Honor of D.H. Wilkinson, Sussex, 9/87, A. Hilger Publ. (1988) 9
- 1988KO18 L. Koester, W. Waschkowski, J. Meier, G. Rau and M. Salehi, *Z. Phys.* A330 (1988) 387
- 1988KO25 P.E. Koehler and H.A. O'Brien, *Phys. Rev.* C38 (1988) 2019
- 1988KR11 L. Kraus, A. Boucenna, I. Linck, B. Lott, R. Rebmeister, N. Schulz, J.C. Sens, M.C. Mermaz, B. Berthier, R. Lucas et al., *Phys. Rev.* C37 (1988) 2529
- 1988LE05 G. Levai and J. Cseh, *J. Phys.* G14 (1988) 467
- 1988MA07 J.F. Mateja, G.L. Gentry, N.R. Fletcher, L.C. Dennis and A.D. Frawley, *Phys. Rev.* C37 (1988) 1004
- 1988MA1U R.A. Malaney and W.A. Fowler, *Astrophys. J.* 333 (1988) 14
- 1988MCZT V. McLane, C.L. Dunford and P.F. Rose, *Neutron Cross Sections*, Vol. 2 (Academic Press, New York, 1988)

- 1988MU08 A.C. Mueller, D. Bazin, W.D. Schmidt-Ott, R. Anne, D. Guerreau, D. Guillemaud-Mueller, M.G. Saint-Laurent, V. Borrel, J.D. Jacmart, F. Pougheon et al., *Z. Phys.* A330 (1988) 63
- 1988SA04 M. Samuel, B.A. Brown, D. Mikolas, J. Nolen, B. Sherrill, J. Stevenson, J.S. Winfield and Z.Q. Xie, *Phys. Rev. C*37 (1988) 1314
- 1988SA10 Y. Sakuragi, M. Yahiro, M. Kamimura and M. Tanifuji, *Nucl. Phys.* A480 (1988) 361
- 1988SA12 N.V. Samsonenko, A.L. Samgin and Ch.L. Kathat, *Yad. Fiz.* 47 (1988) 348; *Sov. J. Nucl. Phys.* 47 (1988) 220
- 1988SE11 N. Severijns, J. Wouters, j. Vanhaverbeke, W. Vanderpoorten and L. Vanneste, *Hyperfine Interact.* 34 (1988) 415
- 1988SH03 B. Shivakumar, D. Shapira, P.H. Stelson, S. Ayik, B.A. Harmon, K. Teh and D.A. Bromley, *Phys. Rev. C*37 (1988) 652
- 1988SM01 M.J. Smithson D.L. Watson and H.T. Fortune, *Phys. Rev. C*37 (1988) 1036
- 1988TA12 T. Tachikawa, N. Kato, H. Fujita, K. Anai, H. Inoue, T. Sugimitsu, K. Kimura, Y. Nakajima, K. Morita, S. Kubono et al., *Nucl. Phys.* A484 (1988) 125
- 1988TR1C J.W. Truran, *AIP Conf. Proc.* 16 (1988) 543
- 1988UM1A K. Umezawa, T. Kurio, J. Yamane, F. Shoji, K. Oura, T. Hanawa and S. Yano, *Nucl. Instrum. Meth. Phys. Res.* B33 (1988) 634
- 1988UT02 H. Utsunomiya and R.P. Schmitt, *Nucl. Phys.* A487 (1988) 162
- 1988WA17 E.K. Warburton, *Phys. Rev. C*38 (1988) 935
- 1988WO09 J.M. Wouters, R.H. Kraus, Jr., D.J. Vieira, G.W. Butler and K.E.G. Lobner, *Z. Phys.* A331 (1988) 229
- 1988WO1C S.E. Woosley and W.C. Haxton, *Nature* 334 (1988) 45
- 1989AN12 I. Angeli, *Z. Phys.* A334 (1989) 377
- 1989AN1D Anjos et al., Sao Paulo (1989) 339
- 1989AR1J M. Arnould, F. Baeten, D. Darquennes, Th. Delbar, C. Dom, M. Huyse, Y. Jongen, P. Leleux, M. Lacroix, P. Lipnik et al., *Nucl. Instrum. Meth. Phys. Res.* B40-41 (1989) 498
- 1989BA2P J.N. Bahcall, *Neutrino Astrophys.* (Publ. Cambridge Univ. Press 1989)
- 1989BA92 H. Bando, *Nuovo Cim.* A102 (1989) 627
- 1989BA93 H. Bando, M. Sano, J. Zoofka and M. Wakai, *Nucl. Phys.* A501 (1989) 900
- 1989BR14 I.M. Brancus, I. Berceanu, A. Buta, A. Demian, C. Grama, I. Lazar, I. Mihai, M. Petruscu, V. Simion and A. Constantinescu, *Z. Phys.* A333 (1989) 71
- 1989BR35 C. Brechtmann, W. Heinrich and E.V. Benton, *Phys. Rev. C*39 (1989) 2222
- 1989CA15 S. Cavallaro, S.Z. Yin, G. Prete and G. Viesti, *Phys. Rev. C*40 (1989) 98

- 1989CA25 W.N. Catford, L.K. Fifield, N.A. Orr and C.L. Woods, Nucl. Phys. A503 (1989) 263
- 1989DE52 C. Detraz and D.J. Vieira, Ann. Rev. Nucl. Part. Sci. 39 (1989) 407
- 1989DO03 G. Doukellis, Phys. Rev. C39 (1989) 2088
- 1989FR05 P. Frobrich, Phys. Rev. C39 (1989) 2085
- 1989GA06 E.F. Garman, S.K.B. Hesmondhalgh and K.A. Allen, Nucl. Phys. A491 (1989) 383
- 1989GA09 C. García-Recio, M.J. Lopez, J. Navarro and F. Roig, Phys. Lett. B222 (1989) 329
- 1989GE10 P.M. Gensini, Nuovo Cim. A102 (1989) 1563
- 1989GR13 K. Grotowski, J. Ilnicki, T. Kozik, J. Lukasik, S. Micel, Z. Sosin, A. Wieloch, N. Heide, H. Jelitto, I. Kiener et al., Phys. Lett. B223 (1989) 287
- 1989GU1C D. Guerreau, J.L. Charvet, H. Doubre, J. Galin, G. Ingold, D. Jacquet, U. Jahnke, D.X. Jiang, B. Lott, M. Morjean et al., Heavy Ions in Nucl. At. Phys., 1988 Mikolajki Summer School on Nucl. Phys., eds. Z. Wilhelmi and G. Szefflinska (Adam Hilger Publ., 1989) 159
- 1989GU25 I.P. Gulamov, A.I. Mukhamedzhanov and G.K. Ni, Bull. Acad. Sci. USSR 53 (1989) 172; Izv. Akad. Nauk SSSR Ser. Fiz 53 (1989) 1004
- 1989HA08 H.Y. Han, K.X. Jing, E. Plagnol, D.R. Bowman, R.J. Charity, L. Vinet, G.J. Wozniak and L.G. Moretto, Nucl. Phys. A492 (1989) 138
- 1989HA22 W.C. Haxton, E.M. Henley and M.J. Musolf, Phys. Rev. Lett. 63 (1989) 949
- 1989HO1H R. Hou, X. Zhao and Z. Zhu, Commun. Theor. Phys. 12 (1989) 57
- 1989JI1A L. Jin, W.D. Arnett and S.K. Chakrabarti, Astrophys. J. 336 (1989) 572
- 1989KA37 G. Kalbermann, E. Friedman, A. Gal and C.J. Batty, Nucl. Phys. A503 (1989) 632
- 1989KO16 P.E. Koehler and H.A. O'Brien, Nucl. Instrum. Meth. Phys. Res. B40-41 (1989) 494
- 1989KU10 P.C.-K. Kuo, J.W. Jury, K.G. McNeill, N.K. Sherman and W.F. Davidson, Nucl. Phys. A499 (1989) 328
- 1989MA45 Z. Majka, V. Abenante, Z. Li, N.G. Nicolis, D.G. Sarantites, T.M. Semkow, L.G. Sobotka, D.W. Stracener, J.R. Beene, D.C. Hensley et al., Phys. Rev. C40 (1989) 2124
- 1989MC1C A.B. McDonald, Can. J. Phys. 67 (1989) 785
- 1989MO1J R.N. Mohapatra, Wein 89 (1989) 133
- 1989NI1D H. Nifenecker and J.A. Pinston, Prog. Part. Nucl. Phys. 23 (1989) 271
- 1989OR02 W.E. Ormand and B.A. Brown, Nucl. Phys. A491 (1989) 1
- 1989PA06 D.J. Parker, J.J. Hogan and J. Asher, Phys. Rev. C39 (1989) 2256
- 1989PLZV A.V. Plavko and M.S. Onegin, Proc. 39th Ann. Conf. Nucl. Spectrosc. Struct. At. Nuclei, Tashkent, USSR, 18-21 April 1989 (Nauka, 1989) 288

- 1989PO1K Poppelier, Ph.D. Thesis, Univ. of Utrecht (1989)
- 1989PR01 D.M. Pringle and W.J. Vermeer, Nucl. Phys. A499 (1989) 117
- 1989RA17 P. Raghavan, At. Data Nucl. Data Tables 42 (1989) 189
- 1989RA1G J. Rapaport, Santa Fe 88 (1989) 186
- 1989SA10 M.G. Saint-Laurent, R. Anne, D. Bazin, D. Guillemaud-Mueller, U. Jahnke, Jin Gen-Ming, A.C. Mueller, J.F. Bruandet, F. Glasser, S. Kox et al., Z. Phys. A332 (1989) 457
- 1989SA1H N.V. Samsonenko, C.L. Kathat and A.L. Samgin, Nucl. Phys. A491 (1989) 642
- 1989SA55 N.V. Samsonenko, A.L. Samgin, M.I. Suvorov and E.V. Brilev, Izv. Akad. Nauk SSSR Ser. Fiz. 53 (1989) 2110; Bull. Acad. Sci. USSR Phys. Ser. 53 (1989) 47
- 1989TA1N C. Tan, Y. Xia, H. Yang, X. Sun, J. Liu, Z. Zheng and P. Zhu, Nucl. Instrum. Meth. Phys. Res. B42 (1989) 1
- 1989TA1O I. Tanihata, Treatise On Heavy-Ion Science, Vol. 8, Ed. D.A. Bromley, published by Plenum Publ. Corp. (1989) 443
- 1989WAZZ J.W. Watson, B.D. Anderson, A.R. Baldwin, R. Madey, M.R. Plumley, J. Schambach, P.J. Pella and C.C. Foster, Bull. Amer. Phys. Soc. 34 (1989) 1142
- 1989YO02 A. Yokoyama, T. Saito, H. Baba, K. Hata, Y. Nagame, S. Ichikawa, S. Baba, A. Shinohara and N. Imanishi, Z. Phys. A332 (1989) 71
- 1989YO09 W. Yokota, T. Nakagawa, M. Ogihara, T. Komatsubara, Y. Fukuchi, K. Suzuki, W. Galster, Y. Nagashima, K. Furuno, S.M. Lee et al., Z. Phys. A333 (1989) 379
- 1989ZHZY X.L. Tu, V.G. Lind, D.J. Vieira, J.M. Wouters, K.E.G. Lobner, Z.Y. Zhou, H.L. Seifert, Bull. Amer. Phys. Soc.34 (1989) 1800
- 1990AB14 F. Abel, G. Amsel, E. d'Artemare, C. Ortega, J. Siejka and G. Vizkelethy, Nucl. Instrum. Meth. Phys. Res. B45 (1990) 100
- 1990AL40 D.V. Aleksandrov, E.Yu. Nikol'skii and D.N. Stepanov, Yad. Fiz. 52 (1990) 933; Sov. J. Nucl. Phys. 52 (1990) 593
- 1990AN14 R.M. Anjos, V. Guimaraes, N. Added, N. Carlin Filho, M.M. Coimbra, L. Fante, Jr., M.C.S. Figueira, E.M. Szanto, C.F. Tenreiro and A. Szanto de Toledo, Phys. Rev. C42 (1990) 354
- 1990AR10 M. Arnould and M. Rayet, Ann. Physique 15 (1990) 783
- 1990BO04 J. Boger, S. Kox, G. Auger, J.M. Alexander, A. Narayanan, M.A. McMahan, D.J. Moses, M. Kaplan and G.P. Gilfoyle, Phys. Rev. C41 (1990) R801
- 1990CH12 H.C. Chiang, E. Oset, R.C. Carrasco, J. Nieves and J. Navarro, Nucl. Phys. A510 (1990) 573; Errata Nucl. Phys. A514 (1990) 749
- 1990CH13 H.C. Chiang, E. OSET AND P. Fernandez de CoRDOBA, NUCL. Phys. A510 (1990) 591

- 1990DE14 A. De Rosa, E. Fioretto, G. Inghima, M. Romoli, M. Sandoli, R. Setola, G. Cardella, M. Papa, G. Pappalardo, F. Rizzo et al., Phys. Rev. C41 (1990) 2062
- 1990FO04 S. Fortier, S. Gales, S.M. Austin, W. Benenson, G.M. Crawley, C. Djalali, J.S. Winfield and G. Yoo, Phys. Rev. C41 (1990) 2689
- 1990GU10 I.S. Gul'karov, Sov. J. Nucl. Phys. 51 (1990) 61
- 1990HA07 W.C. Haxton, Nucl. Phys. A507 (1990) 179c
- 1990HUZY W. Huang, C.D. Goodman, G.C. Kiang, Y. Wang, T. Carey, R. Byrd, L. Rybarczyk, T. Taddeucci, D. Marchlenski, E. Sugarbaker et al., Bull. Amer. Phys. Soc. 35 (1990) 1059
- 1990JO01 T.M. Jorgensen, A.S. Jensen, A. Miranda and G.C. Oades, Nucl. Phys. A506 (1990) 615
- 1990KA1F N. Kaiser and U.-G. Meissner, Nucl. Phys. A510 (1990) 759
- 1990KOZG F. Komori, S. Katsumoto, S. Kobayashi, S. Ikehata, N. Ikeda, O. Hashimoto, T. Fukuda, T. Nomura and T. Yamazaki, Inst. Nucl. Study, Univ. Tokyo, 1989 Ann. Rept. (1990) 27
- 1990KU1H Kume and Nose, Int. Conf. on Particles and Nucl., Cambridge, Mass., 25-29 June 1990 (Organizing Committee, 1990) Paper III-81, 82
- 1990LE08 J.H. Lee, W. Benenson and D.J. Morrissey, Phys. Rev. C41 (1990) 1562
- 1990LO11 R.J. Lombard, J. Phys. G16 (1990) 1311
- 1990MA05 P.V. Magnus, M.S. Smith, A.J. Howard, P.D. Parker and A.E. Champagne, Nucl. Phys. A506 (1990) 332
- 1990MA1Z R.A. Malaney, in Chapel Hill (1990) 49
- 1990NA24 S. Nakayama, T. Yamagata, K. Yuasa, M. Tanaka, M. Inoue, T. Itahashi and H. Ogata, Phys. Lett. B246 (1990) 342
- 1990OS03 A. Osman and A.A. Farra, Nuovo Cim. A103 (1990) 1693
- 1990PH02 D.L. Pham and R.de Swiniarski, Nuovo Cim. A103 (1990) 375
- 1990PI1G Yu.L. Pivovarov, A.A. Shirokov and S.A. Vorobiev, Nucl. Phys. A509 (1990) 800
- 1990PO04 I.V. Poplavsky, Yad. Fiz. 51 (1990) 1258; Sov. J. Nucl. Phys. 51 (1990) 799
- 1990SA27 S.K. Saha, W.W. Daehnick, S.A. Dytman, P.C. Li, J.G. Hardie, G.P.A. Berg, C.C. Foster, W.P. Jones, D.W. Miller and E.J. Stephenson, Phys. Rev. C42 (1990) 922
- 1990SC18 A. Scalia, R. Giordano, S. Sambataro, F. Porto, P. Figuera and S. Pirrone, Nuovo Cim. A103 (1990) 269
- 1990SI1D R. Silberberg and C.H. Tsao, Phys. Rept. 191 (1990) 351
- 1990SK04 L.D. Skouras and J.C. Varvitsiotis, Nucl. Phys. A513 (1990) 239

- 1990ST08 A. Staudt, E. Bender, K. Muto and H.V. Klapdor-Kleingrothaus, *At. Data Nucl. Data Tables* 44 (1990) 79
- 1990TH1C F.-K. Thielemann, M.-A. Hashimoto and K. Nomoto, *Astrophys. J.* 349 (1990) 222
- 1990TH1E F.-K. Thielemann and M. Wiescher, in *Chaprl Hill* (1990) 92
- 1990VO06 R.B. Vogelaar, T.R. Wang, S.E. Kellogg and R.W. Kavanagh, *Phys. Rev.* C42 (1990) 753
- 1990WA10 S. Wa-Kitwanga, P. Leleux, P. Lipnik and J. Vanhorenbeeck, *Phys. Rev.* C42 (1990) 748
- 1990WE1I W.R. Webber, A. Soutoul, P. Ferrando and M. Gupta, *Astrophys. J.* 348 (1990) 611
- 1990XE01 A.C. Xenoulis, A.E. Aravantinos, G.P. Eleftheriades, C.T. Papadopoulos, E.N. Gazis and R. Vlastou, *Nucl. Phys.* A516 (1990) 108
- 1990YE02 S.J. Yennello, K. Kwiatkowski, S. Rose, L.W. Woo, S.H. Zhou and V.E. Viola, *Phys. Rev.* C41 (1990) 79
- 1990ZI04 E.P. Zironi, J. Rickards, A. Maldonado and R. Asomoza, *Nucl. Instrum. Methods Phys. Res.* B45 (1990) 115
- 1990ZS01 H.-E. Zschau, F. Plier, G. Otto, C. Wyrwich and A. Treide, *Nucl. Instrum. Methods Phys. Res.* B50 (1990) 74
- 1991AJ01 F. Ajzenberg-Selove, *Nucl. Phys.* A523 (1991) 1
- 1991BA54 G. Battistig, G. Amsel, E. d'Artemare and I. Vickridge, *Nucl. Instr. Meth. Phys. Res.* B61 (1991) 369
- 1991CI08 A. Cieply, M. Gmitro, R. Mach and S.S. Kamalov, *Phys. Rev.* C44 (1991) 713
- 1991CI11 A. Cieply, M. Gmitro and R. Mach, *Czech. J. Phys.* B41 (1991) 1091
- 1991CR06 S. Croft, *Nucl. Instrum. Methods Phys. Res.* A307 (1991) 353
- 1991FR02 J. Fritze, R. Neu, H. Abele, F. Hoyler, G. Staudt, P.D. Eversheim, F. Hinterberger and H. Muther, *Phys. Rev.* C43 (1991) 2307
- 1991HE16 H. Herndl, H. Abele, G. Staudt, B. Bach, K. Grun, H. Scsribany, H. Oberhammer and G. Raimann, *Phys. Rev.* C44 (1991) R952
- 1991IG1A M. Igashira, H. Kitazawa, S. Kitamura, H. Anze and M. Horiguchi, *AIP Conf. Proc.* 238 (1991) 624
- 1991LE07 G. Levai and J. Cseh, *Phys. Rev.* C44 (1991) 152
- 1991LE08 G. Levai and J. Cseh, *Phys. Rev.* C44 (1991) 166
- 1991LE33 J.A. Leavitt and L.C. McIntyre Jr., *Nucl. Instrum. Meth. Phys. Res.* B56-57 (1991) 734
- 1991MA41 E. Maglione and L.S. Ferreira, *Phys. Lett.* B262 (1991) 179

- 1991MC02 F.D. McDaniel, D.K. Marble, J.L. Duggan, M.R. McNeir, Y.C. Yu, Z.Y. Zhao, C.L. Weathers, P.S. Elliott, R.M. Wheeler, R.P. Chaturvedi et al., Nucl. Instrum. Methods Phys. Res. B53 (1991) 531
- 1991MU19 A.C. Mueller and R. Anne, Nucl. Instrum. Meth. Phys. Res. B56-57 (1991) 559
- 1991NA05 O. Naviliat-Cuncic, T.A. Girard, J. Deutsch and N. Severijns, J. Phys. G17 (1991) 919
- 1991OR01 N.A. Orr, W. Mittig, L.K. Fifield, M. Lewitowicz, E. Plagnol, Y. Schutz, W.L. Zhan, L. Bianchi, A. Gillibert, A.V. Belozyorov et al., Phys. Lett. B258 (1991) 29
- 1991OS04 A. Osman and A.A. Farra, Nuovo Cim. A104 (1991) 1563
- 1991PI09 C.N. Pinder, C.O. Blyth, N.M. Clarke, D. Barker, J.B.A. England, B.R. Fulton, O. Karban, M.C. Mannion, J.M. Nelson, C.A. Ogilvie et al., Nucl. Phys. A533 (1991) 25
- 1991PI12 Yu.L. Pivovarov and A.A. Shirokov, JETP Lett. 53 (1991) 298
- 1991RE02 P.L. Reeder, R.A. Warner, W.K. Hensley, D.J. Vieira and J.M. Wouters, Phys. Rev. C44 (1991) 1435
- 1991RE10 G. Reffo, M.H. Mac Gregor and T. Komoto, Nucl. Instrum. Methods Phys. Res. A307 (1991) 380
- 1991RY1A O.G. Ryazhskaya, JETP Lett. 53 (1991) 135
- 1991SAZX E.R.J. Saettler, A.L. Hallin, F.P. Calaprice and M.M. Lowry, Bull. Amer. Phys. Soc. 36 (1991) 1300
- 1991SU17 M. Suehiro, T. Nozaki, T. Sasaki, H. Suzuki, M. Senda, H. Toyama and S.-I. Ishii, APPL. RADIAT. ISOT. 42 (1991) 1231
- 1991ZH19 Z. Zhao and D. Zhou, Chin. J. Nucl. Phys. 13 (1991) 37
- 1992AV03 M.P. Avotina, K.I. Erokhina and I.K.H. Lemberg, Sov. J. Nucl. Phys. 55 (1992) 1777; Yad. Fiz. 55 (1992) 3189
- 1992CA12 A.S. Carnoy, J. Deutsch, R. Prieels, N. Severijns and P.A. Quin, J. Phys. (London) G18 (1992) 823
- 1992CO08 D.D. Cohen, G.M. Bailey and N. Dytlewski, Nucl. Instrum. Meth. Phys. Res. B64 (1992) 413
- 1992DO11 V.Yu. Dobretsov, A.B. Dobrotsvetov and S.A. Fayans, Yad. Fiz. 55 (1992) 2126; Sov. J. Nucl. Phys. 55 (1992) 1180
- 1992FR01 G. Fricke, J. Herberz, Th. Hennemann, G. Mallot, L.A. Schaller, L. Schellenberg, C. Piller and R. Jacot-Guillarmod, Phys. Rev. C45 (1992) 80
- 1992GA03 S.B. Gazes, J.E. Mason, R.B. Roberts and S.G. Teichmann, Phys. Rev. Lett. 68 (1992) 150
- 1992GO10 J. Gorres, M. Wiescher, K. Scheller, D.J. Morrissey, B.M. Sherrill, D. Bazin and J.A. Winger, Phys. Rev. C46 (1992) R833

- 1992GO1Q N.G. Goncharova, *Fiz. Elem. Chastits At. Yad.* 23 (1992) 1715; *Sov. J. Part. Nucl.* 23 (1992) 748
- 1992GU16 I.S. Gulkarov, M.G. Karimov and M.M. Mansurov, *Bull. Russ. Acad. Sci. Phys.* 56 (1992) 759; *Izv. Ross. Akad. Nauk Ser. Fiz.* 56:5 (1992) 155
- 1992HE12 E.M. Henley and I.B. Khriplovich, *Phys. Lett.* B289 (1992) 223
- 1992JI04 M.F. Jiang, R. Machleidt, D.B. Stout and T.T.S. Kuo, *Phys. Rev.* C46 (1992) 910
- 1992KA1G K. Kawade, H. Yamamoto, T. Kobayashi, T. Katoh, T. Iida and A. Takahashi, Report JAERI-M 92-020
- 1992LA13 M. Lassaut and R.J. Lombard, *Z. Phys.* A341 (1992) 125
- 1992MO31 L.B. Moran, J.K. Berkowitz and J.P. Yesinowski, *Phys. Rev.* B45 (1992) 5347
- 1992PY1A P. Pyykko, *Z. Naturforsch.* A47 (1992) 189
- 1992RA1N S. Raman and J.E. Lynn, *Beijing Int. Symp. on Fast Neutron Phys.*, Beijing, 9-13 Sep. 1991 (World Scientific, 1992) 107
- 1992ROZZ J.G. Ross, C.P. Browne, J. Gorres, C. Iliadis, K. Scheller and M. Wiescher, *Bull. Amer. Phys. Soc.* 37 (1992) 869, A7
- 1992SA27 T. Sakuda, *Prog. Theor. Phys.* 87 (1992) 1159
- 1992SE08 A.P. Serebrov and N.V. Romanenko, *Pisma Zh. Eksp. Teor. Fiz.* 55 (1992) 490; *JETP Lett. (USSR)* 55 (1992) 503
- 1992TEZY A. Terakawa, T. Tohei, T. Nakagawa, J. Takamatsu, A. Narita, K. Hosomi, H. Orihara, K. Ishii, T. Niizeki, M. Ohura et al., *Cyclotron Rad. Center, Tohoku Univ.*, Ann. Rept. 1991 (1992) 12
- 1992WA04 T.F. Wang, R.N. Boyd, G.J. Mathews, M.L. Roberts, K.E. Sale, M.M. Farrell, M.S. Islam and G.W. Kolnicki, *Nucl. Phys.* A536 (1992) 159
- 1992WA22 E.K. Warburton and B.A. Brown, *Phys. Rev.* C46 (1992) 923
- 1992YA08 M. Yasue, T. Hasegawa, S.I. Hayakawa, K. Ieki, J. Kasagi, S. Kubono, T. Murakami, K. Nisimura, K. Ogawa, H. Ohnuma et al., *Phys. Rev.* C46 (1992) 1242
- 1992ZH15 Z. Zhao, C.Y. Fu and D.C. Larson, *Chin. J. Nucl. Phys.* 14 (1992) 67
- 1992ZS01 H.-E. Zschau, F. Plier, J. Vogt, G. Otto, H. Duschner, J. Arends, D. Grambole, F. Herrmann, R. Klages, R. Salomonovic et al., *Nucl. Instrum. Meth. Phys. Res.* B68 (1992) 158
- 1993AB02 H. Abele and G. Staudt, *Phys. Rev.* C47 (1993) 742
- 1993AT04 H. Atasov and S. Dokmen, *Nucl. Instrum. Methods Phys. Res.* B73 (1993) 5
- 1993AU05 G. Audi and A.H. Wapstra, *Nucl. Phys.* A565 (1993) 1
- 1993BO40 I. Bogdanovic, S. Fazinic, M. Jaksic, T. Tadic, O. Valkovic and V. Valkovic, *Nucl. Instrum. Meth. Phys. Res.* B79 (1993) 524

- 1993BR12 B.A. Brown, A.E. Champagne, H.T. Fortune and R. Sherr, Phys. Rev. C48 (1993) 1456
- 1993CA1K F.P. Calaprice, W.S. Anderson, G.L. Jones and A.R. Young, AIP Conf. Proc. 270 (1993) 153
- 1993DA23 S.O.F. Dababneh, K. Toukan and I. Khubeis, Nucl. Instrum. Methods Phys. Res. B83 (1993) 319
- 1993DR03 M. Drogg and D.M. Drake, Nucl. Instrum. Methods Phys. Res. B73 (1993)
- 1993DR04 M. Drogg, D.M. Drake, R.C. Haight and R.O. Nelson, Nucl. Instrum. Methods Phys. Res. B73 (1993) 392
- 1993EN03 P.M. Endt, At. Data Nucl. Data Tables 55 (1993) 171
- 1993EV01 M.V. Evlanov and Yu.O. Vasil'ev, Phys. Ar. Nucl. 56 (1993) 598
- 1993FI08 M.L. Firouzbakht, D.J. Schlyer, S.J. Gatley and A.P. Wolf, Appl. Radiat. Isot. 44 (1993) 1081
- 1993GO09 T.P. Gorringer, B.L. Johnson, J. Bauer, M.A. Kovash, R. Porter, P. Gumplinger, M.D. Hasinoff, D.F. Measday, B.A. Moftah, D.S. Armstrong et al., Phys. Lett. B309 (1993) 241
- 1993HA48 W.C. Haxton, Nucl. Phys. A553 (1993) C397
- 1993HI08 Hirsch et al., At. Data Nucl. Data Tables 53 (1993) 165
- 1993LA1E D.W. Lane, A.J. Avery, G. Partridge and M. Healy, Nucl. Instrum. Meth. Phys. Res. B73 (1993) 583
- 1993NA08 S. Nakamura, K. Muto and T. Oda, Phys. Lett. B311 (1993) 15
- 1993NI03 J. Nieves and E. Oset, Phys. Rev. C47 (1993) 1478
- 1993PI10 Yu.L. Pivovarov, Izv. Akad. Nauk Ser. Fiz. 57 (1993) 114
- 1993PO11 N.A.F.M. Poppelier, A.A. Wolters and P.W.M. Glaudemans, Z. Phys. A346 (1993) 11
- 1993SE1B A.P. Serebrov and N.V. Romanenko, Proc. III International Symp. on Weak and Electromagnetic Interactions in Nuclei (WEIN-92), Dubna, Russia, 16-22 June 1992 (World Scientific, 1993) 469
- 1993SO13 O. Sorlin, J. Phys. G19 (1993) S127
- 1993SZ02 A. Szanto de Toledo, E.M. Szanto, M. Wotfe, B.V. Carlson, R. Donangelo, W. Bohne, K. Grabish, H. Morgenstern and S. Proshitzki, Phys. Rev. Lett. 70 (1993) 2070
- 1993TI07 D.R. Tilley, H.R. Weller and C.M. Cheves, Nucl. Phys. A564 (1993) 1
- 1993UTZZ S. Utku, N. Bateman, B.J. Lund, P. Parker, J.G. Ross, J. Gorres, C. Iliadis, M. Wiescher, R.B. Vogelaar and M.S. Smith, Bull. Amer. Phys. Soc. 38 (1993) 983
- 1993VO01 P. Vogel and W.E. Ormand, Phys. Rev. C47 (1993) 623
- 1993ZH17 M.A. Zhusupov and T.G. Usmanov, Bull. Russ. Acad. Sci. 57 (1993) 63

- 1994BB10 P.H. Barker, Nucl. Instrum. Methods Phys. Res. A345 (1994) 445
- 1994EJ01 H. Ejiri, Nucl. Phys. A574 (1994) C311
- 1994PI10 Yu.L. Pivovarov, Bull. Russ. Acad. Sci. Phys. 58 (1994) 81; Izv. Ross. Akad. Nauk Ser. Fiz. 58 (1994) 94
- 1994RAZW G. Raimann, Priv. Comm. (1994)
- 1994TA1B C.Y. Tan, Y.Y. Xia, J.T. Liu and X.D. Liu, Phys. Lett. A189 (1994) 379
- 1994VE04 J. Vernotte, G. Berrier-Ronsin, J. Kalifa, R. Tamisier and B.H. Wildenthal, Nucl. Phys. A571 (1994) 1
- 1995MA28 Z.Q. Mao, H.T. Fortune and A.G. Lacaze, Phys. Rev. Lett. 74 (1995) 3760
- 1995OZ02 A. Ozawa, G. Raimann, R.N. Boyd, F.R. Chloupek, M. Fujimaki, K. Kimura, T. Kobayashi, J.J. Kolata, S. Kubono, I. Tanihata et al., Nucl. Phys. A592 (1995) 244

